

# NICEATM Update

ICCVAM Public Forum  
27 May 2022

Nicole Kleinstreuer  
Acting NICEATM Director



- National Toxicology Program Interagency Center for the Evaluation of Alternative Toxicological Methods (**NICEATM**), supporting the Interagency Coordinating Committee for the Validation of Alternative Methods (**ICCVAM**)
- ICCVAM Authorization Act of 2000: To establish, wherever feasible, guidelines, recommendations, and regulations that promote the regulatory acceptance of new and revised toxicological tests that protect human and animal health and the environment while reducing, refining, or replacing (**3Rs**) animal tests and ensuring human safety and product effectiveness.



## 7 Regulatory Agencies

Consumer Product Safety Commission  
Department of Agriculture  
Department of the Interior  
Department of Transportation  
Environmental Protection Agency  
Food and Drug Administration  
Occupational Safety and Health Administration



## 10 Research Agencies

Agency for Toxic Substances and Disease Registry  
National Institute for Occupational Safety and Health  
National Cancer Institute  
National Institute of Environmental Health Sciences  
National Library of Medicine  
National Institutes of Health  
Department of Defense  
Department of Energy  
National Institute of Standards and Technology  
Veterans Affairs Office of Research and Development

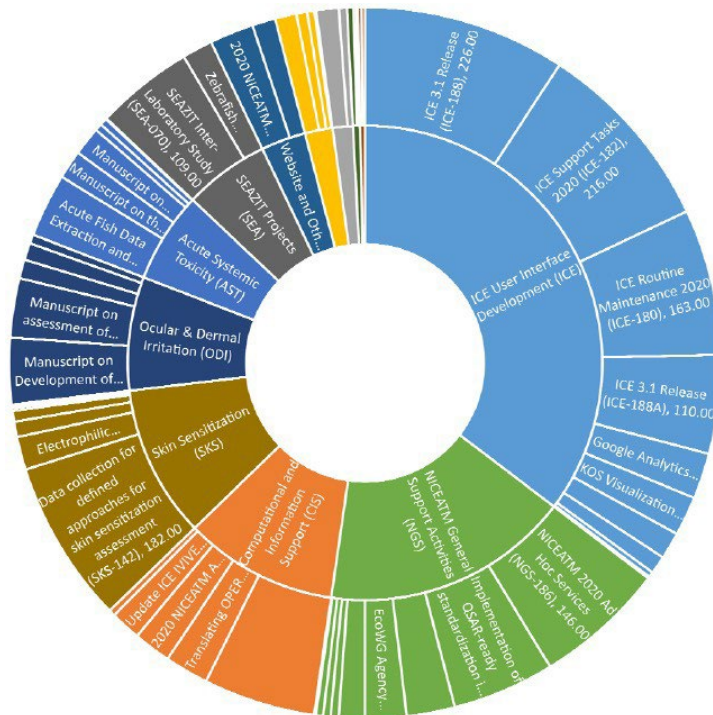
\*Other participants include: NCATS, Tox21 Representatives

More information: <https://ntp.niehs.nih.gov/go/iccvam>



# Ongoing NICEATM and ICCVAM Projects

- Integrated Chemical Environment
- OPERA (QSAR/QSPR)
- Computational Chemistry
- Quantitative IVIVE
- Reference data curation
- Variability of in vivo data
- Acute Systemic Toxicity
- Dermal absorption
- Eye and skin irritation
- Skin sensitization
- Ecotoxicology
- Carcinogenesis
- Cardiovascular Toxicity
- Developmental Toxicity
- DNT Testing Battery
- Zebrafish models
- Animal-free affinity reagents
- Microphysiological Systems
- Evolving Process of Validation



- Summarizes US agency activities to promote alternatives or reduce animal use
- 2018-2019 report published in July 2020, available online at:  
<https://ntp.niehs.nih.gov/go/2019iccvamreport>

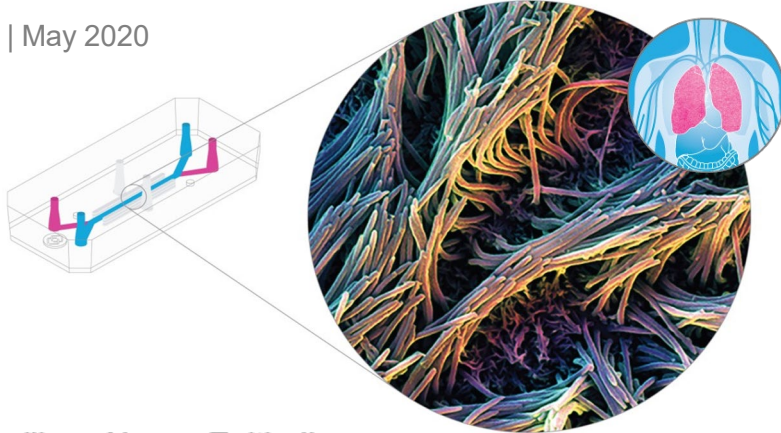
**Report for 2020-2021 will be out soon!**

**Subscribe to NICEATM News email list**  
<https://ntp.niehs.nih.gov/go/niceatm>



# MPSCoRe: Microphysiological Systems for COVID-19 Research

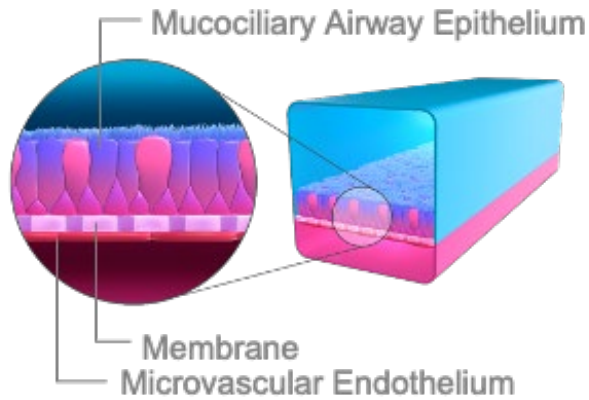
Emulate, Inc. | May 2020



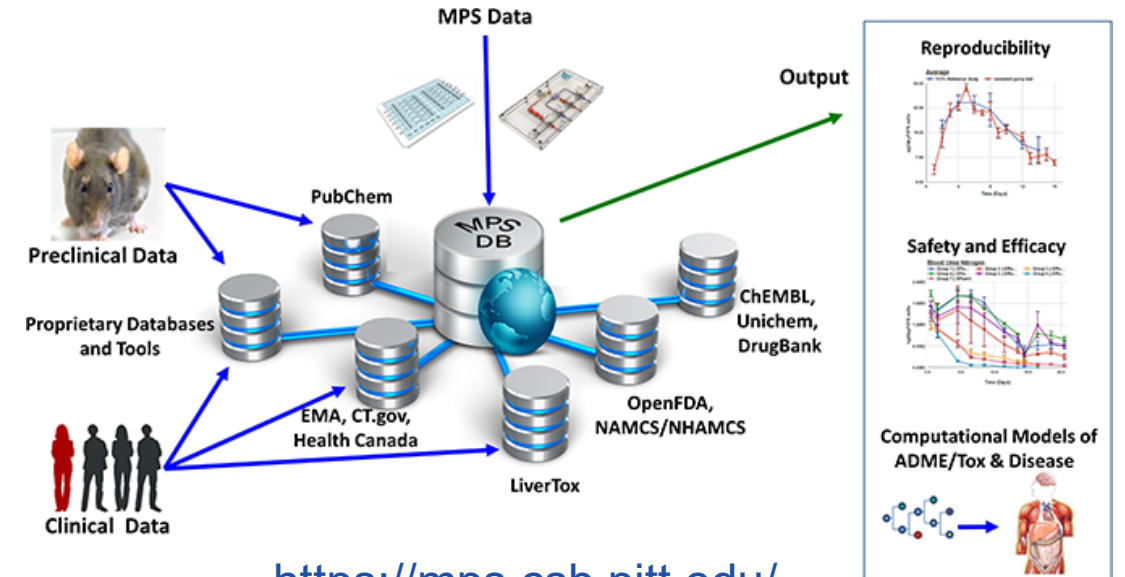
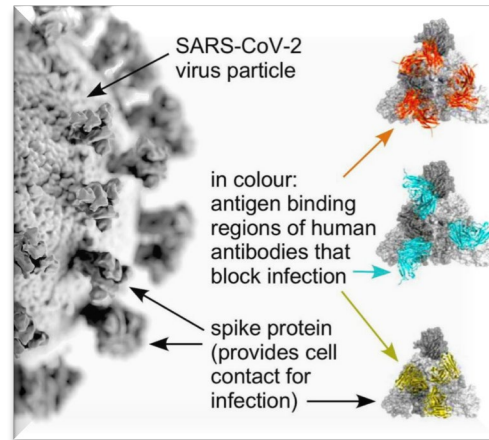
Joint working group to support global COVID-19 tissue chip research activities  
Partnership with NC3Rs, DoD, NIAID, NCATS, others.

<https://ntp.niehs.nih.gov/go/mps>

*Kleinstreuer & Holmes (2021) Drug Discovery Today*



Test novel therapeutics in tissue chip & MPS models and compare with pre/clinical data



<https://mps.csb.pitt.edu/>



# SEAZIT: Systematic Evaluation of the Application of Zebrafish in Toxicology

## SEAZIT Activity:

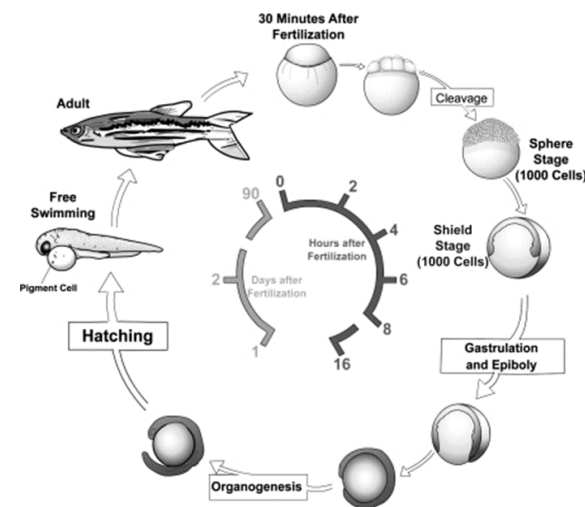
- Interlaboratory study to compare the influence of exposure conditions on study outcome
  - Chorion on/off and static versus repeat exposure
  - Dose-range finder is complete
  - Definitive study in-progress

- Completed Manuscript:

- Implementation of Zebrafish Ontologies for Toxicology Screening published: *Frontiers in Toxicology*, March 2022, <https://doi.org/10.3389/ftox.2022.817999>

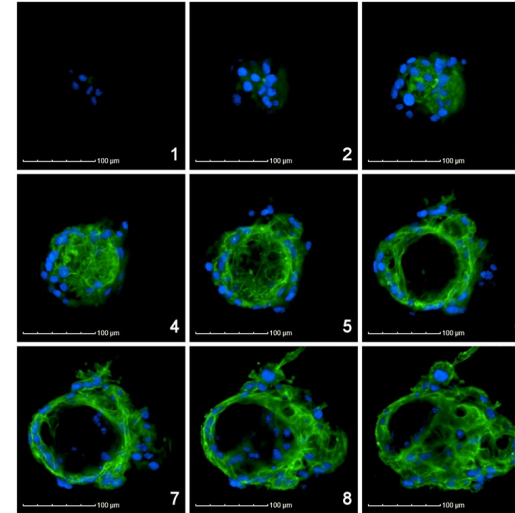

- Manuscripts in preparation:

- Systematic Evaluation of the Application of Zebrafish in Toxicology (SEAZIT): Inter-Laboratory Study Design
- Systematic Evaluation of the Application of Zebrafish in Toxicology (SEAZIT) Database in National Toxicology Program (NTP)





# Establishing an In Vitro Human Thyroid Microtissue Model for Chemical Screening



**Objective:** Form Validation Management Team to help support interlaboratory study for the transferability and reproducibility of a thyroid microtissue model developed by EPA CTE (Deisenroth *et al.* 2019) including the overall study design, analytical approaches, and data interpretation to the optimize the human thyroid microtissue model system.

1. Develop a minimum characterization strategy and acceptance criteria for qualifying suitable lots of primary human cells.
2. Determine optimal culture conditions, medium formulation, time points, endpoints, and analytical methods for developing a final chemical testing protocol.
3. Establish a suitable reference compound set representing diverse mechanisms-of-action and their optimal dosing ranges, exposure frequency, duration and endpoint analysis for the assay.



# Private-Public Partnerships: Prospective Testing

## Agchems and Eye Irritation



N=16

## Agchems, AMCPs and Skin Irritation



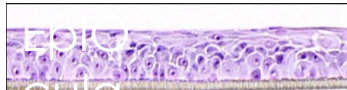


N=65



BCOP

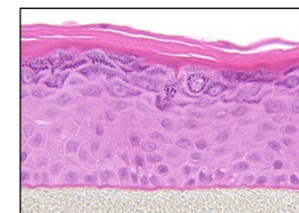
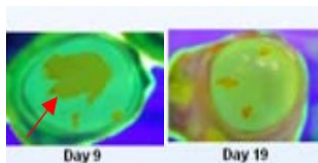
ICE

EpiOcular

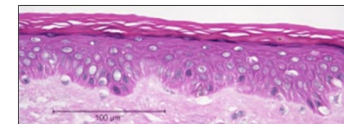


NRR

PorCORA



MatTek Corp. EpiDerm™ (EPI-200)

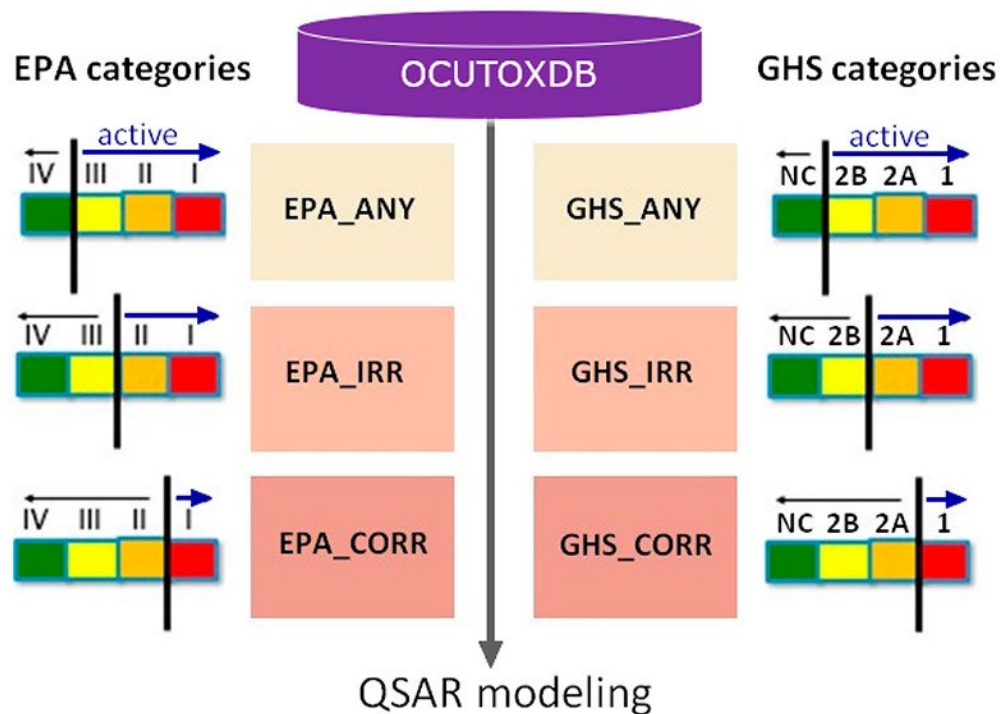


Native human skin



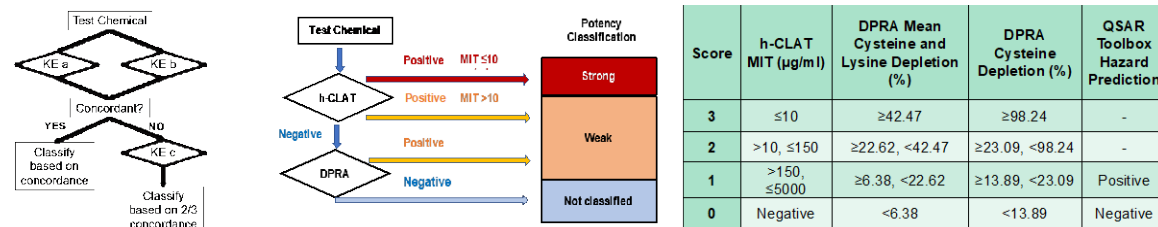


## Mixtures-Inclusive Ocular QSAR Models



- Set of *in silico* models to predict EPA and GHS hazard classifications for chemicals and mixtures
- Accuracies in the range of 72 – 94% depending on approach and purity threshold.

## Application of Defined Approaches for Skin Sensitization to Agrochemical Products



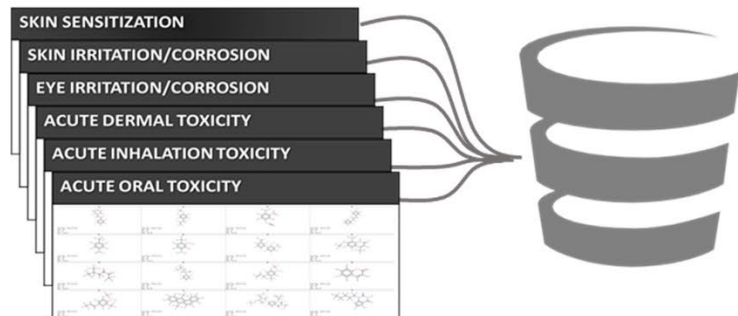
- Tested 27 agrochemical formulations in the DPRA, the KeratinoSens™ assay, and the h-CLAT
- Data used as inputs to evaluate three DAs for hazard classification of skin sensitization potential and two DAs for potency categorization





# StopTox: In Silico 6-Pack Alternative

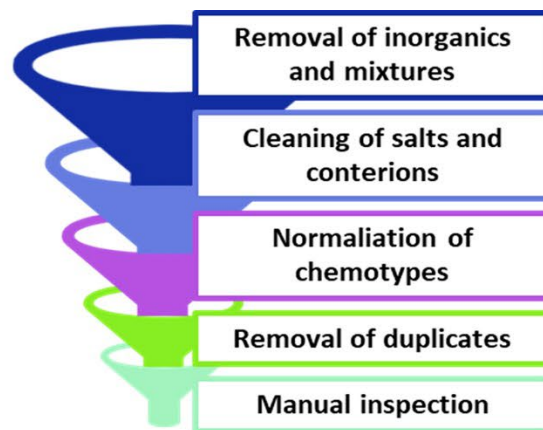
## 6-pack acute toxicity tests



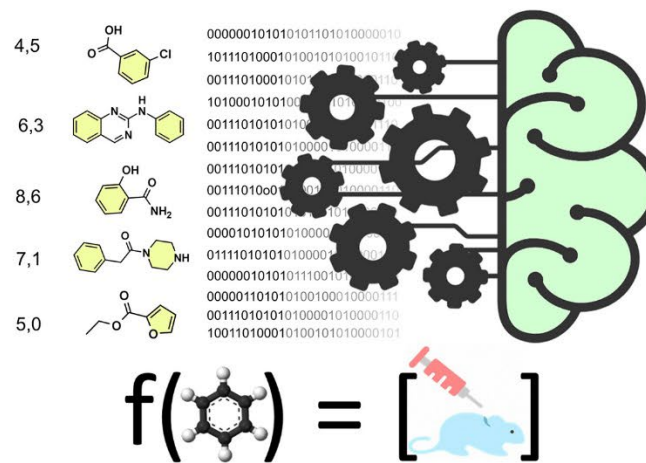
## Data Retrieval



## Web Platform



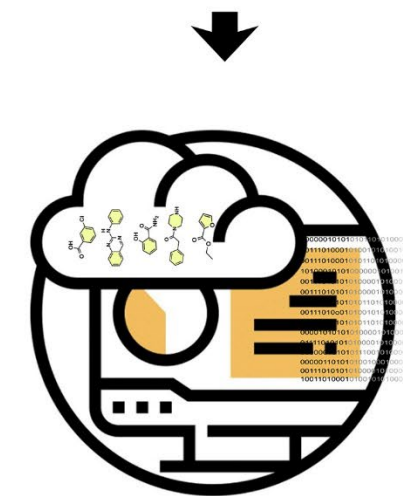
## Data Curation



## QSAR modeling



## Data Integration



## Descriptor Calculation



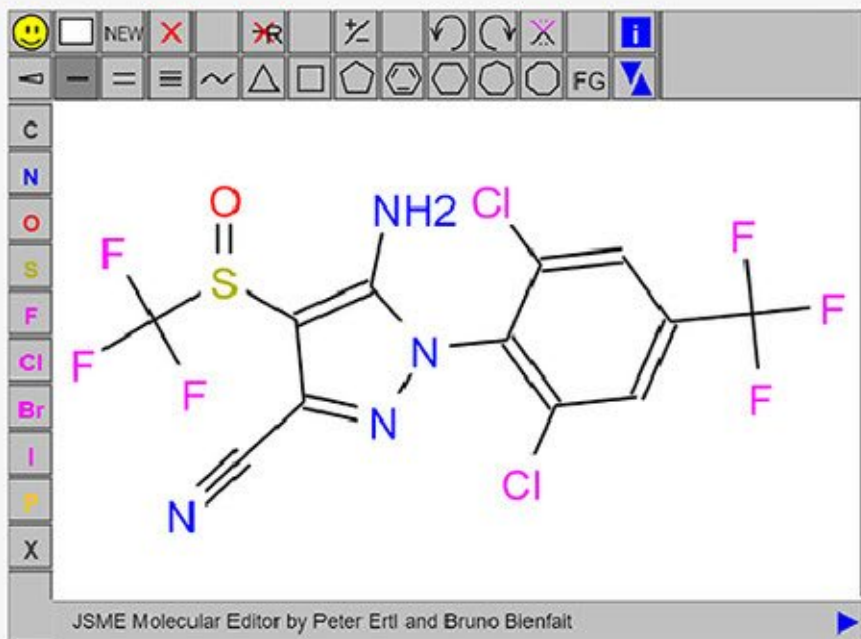
# BeeTox



an artificial intelligence web app to assess acute toxicity of chemicals in honey bees



## Draw molecule or load file



**SUBMIT ANALYSIS**

## Results

Prediction

Toxic (+)

Confidence

83%

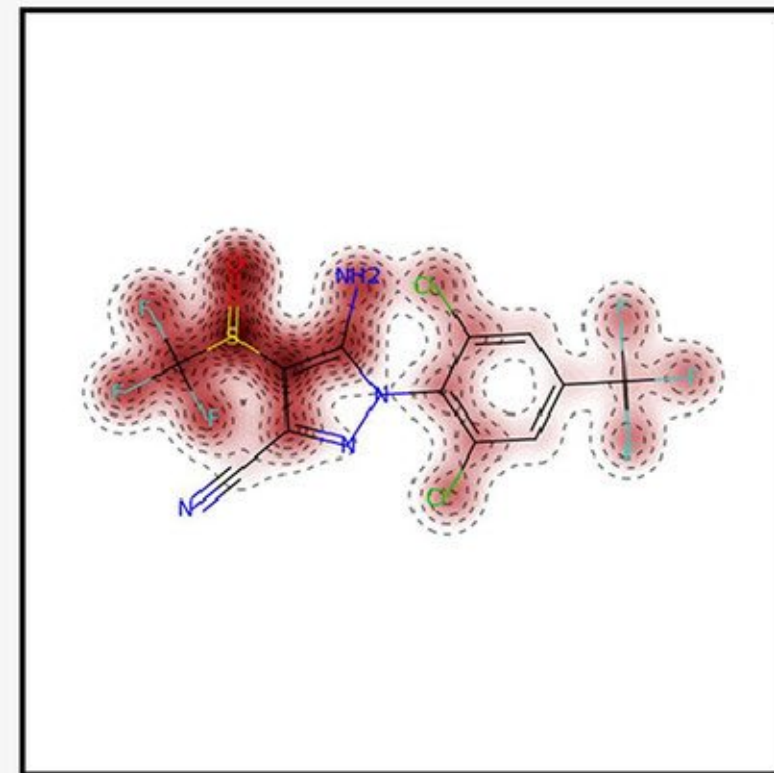
Predicted pLD<sub>50</sub>

5.12

Aplicability domain

Inside

## Contribution map

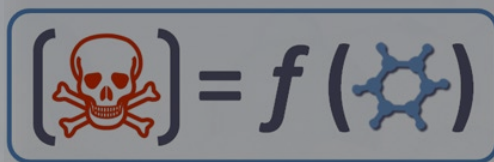




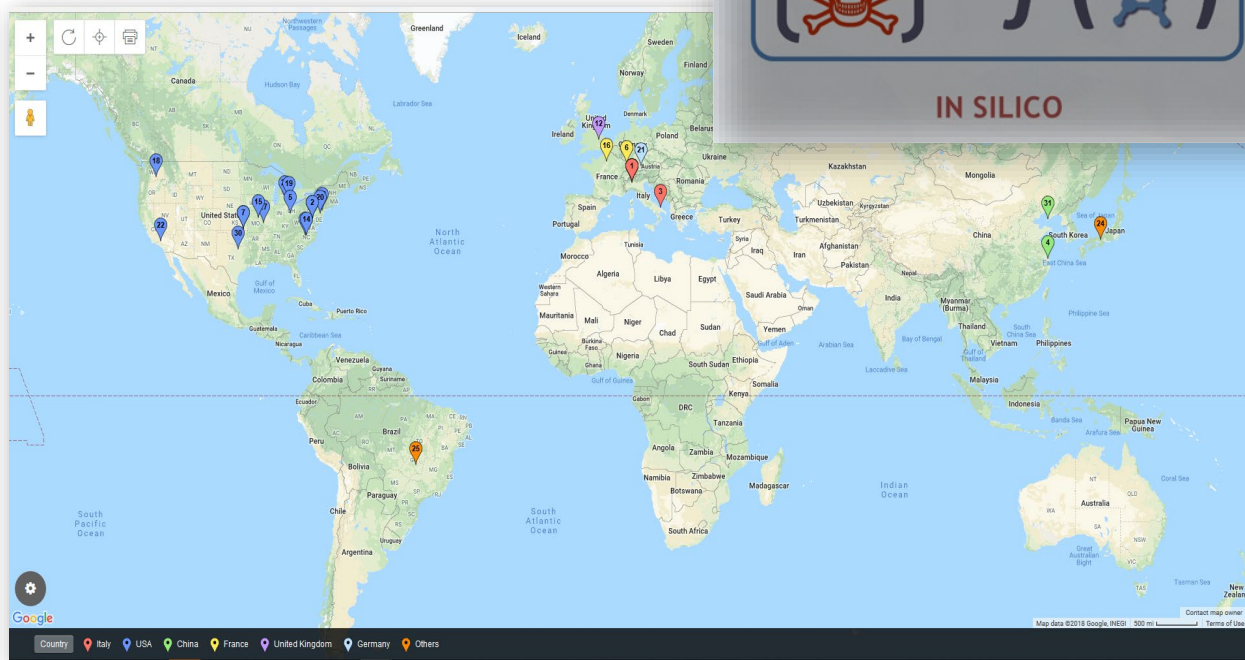
# Global Crowdsourcing Predictive Models



(Q)SAR  
=  
(Quantitative) Structure-Activity Relationship



IN SILICO



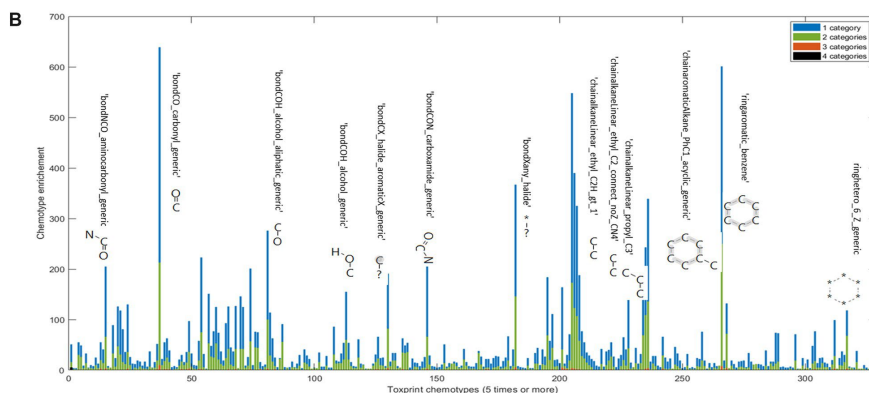
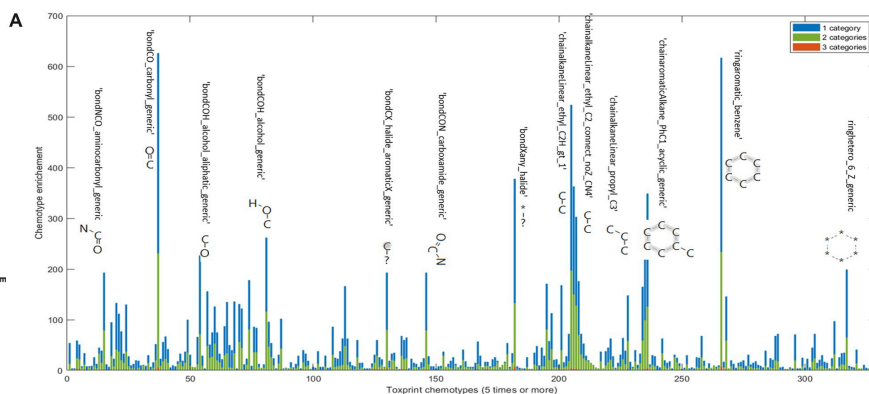
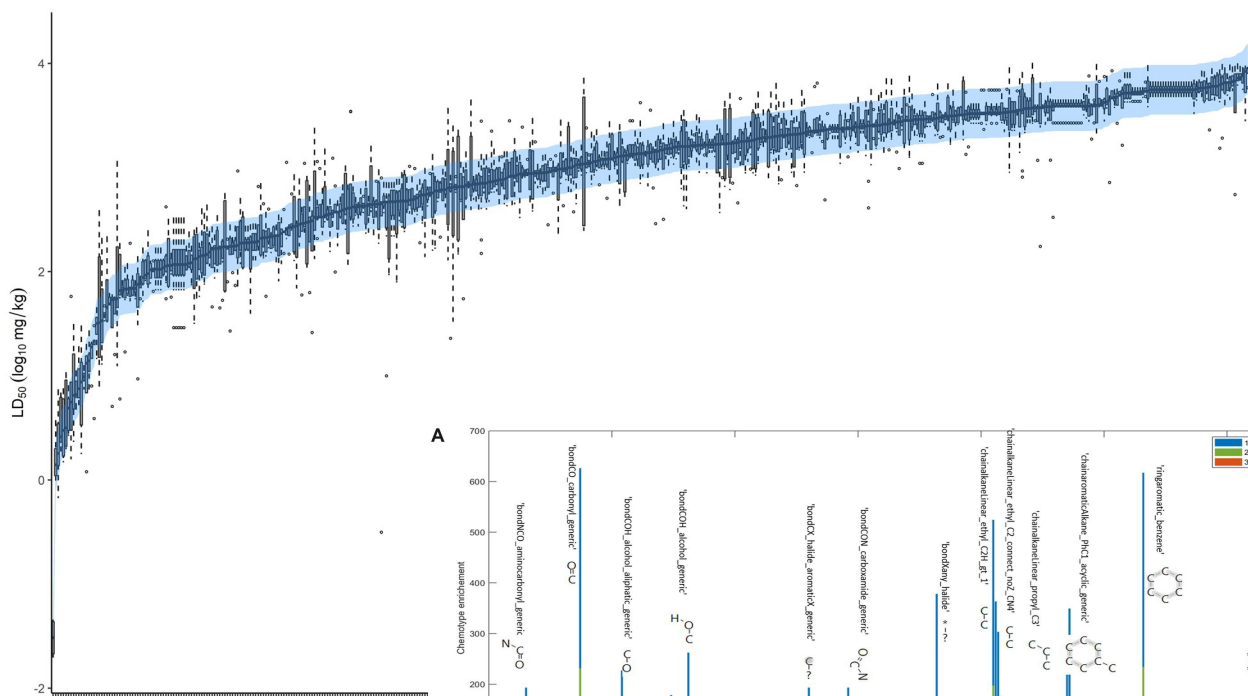
- 35 Groups: academia, industry, govt
- Curate reference data to train & test models: >10k chemicals
- Use molecular structure and chemical properties to predict toxicity
- Combine best models together into “ensemble” approaches
- Create open access AI/ML modeling suite



<https://github.com/NIEHS/OPERA>



# Characterizing Variability and Applying to NAM Evaluation



## Collaborative Acute Toxicity Modeling Suite (CATMoS) Performance

	Very Toxic		Non-Toxic		EPA		GHS	
	Train	Eval	Train	Eval	Train	Eval	Train	Eval
Sensitivity	0.87	0.70	0.88	0.67	0.81	0.62	0.80	0.58
Specificity	0.99	0.97	0.97	0.90	0.92	0.86	0.95	0.90
Balanced Accuracy	0.93	0.84	0.92	0.78	0.87	0.74	0.88	0.74
<b><i>In vivo</i> Balanced Accuracy</b>	0.81		0.89		0.82		0.79	

	LD50 values		LD50 values
	Train	Eval	<b><i>In Vivo</i></b>
R2	0.85	0.65	0.80
RMSE	0.30	0.49	0.42

CATMoS QSAR predictions perform just as well as replicate *in vivo* data at predicting oral acute toxicity outcome

Karmaus et al. Toxicol Sci. 2022; Mansouri et al. EHP 2021

Analyzing sources of variability in acute oral toxicity data & quantifying 95% confidence interval



# OPERA-TB: An OECD QSAR Toolbox Plug-in

Available soon

Q SAR TOOLBOX

Input Profiling Data Category definition Data Gap Filling Report

Gap Filling Workflow Editor

Trend analysis Read across (Q)SAR Automated Standardized New Import Export Delete

Documents

Document 1  
# [C: 1;Md: 0;P: 0] CAS: 58082

Filter endpoint tree... 1 [target]

Structure

- Structure info
- Parameters
- Physical Chemical Properties
  - Autoflammability / Self-ignition tempera...
  - Boiling point**
  - Chemical reactivity
  - Density
  - Dissociation Constant (pKa)
  - Explosive properties
  - Flammability
  - Flash point
  - Melting / freezing point
  - Oxidation reduction potential
  - Oxidising properties
  - Particle size
- Partition Coefficient:
  - Solubility in organic solvents / fat solubil...
  - Stability in organic solvents and identity...
  - Surface tension
  - Vapour pressure
  - Viscosity
  - Water solubility
- Environmental Fate and Transport
- Ecotoxicological Information
- Human Health Hazards

Details for 2 (Q)SAR models

QSAR name	#	Predicted	Domain	QMRF	Test set	Training set
Boiling Point Adapted Stein and Brown Method (EPISUITE) (1.0)	1	431 °C	No domain available		0	0
Opera BP (2.6)	2	327 °C	No domain available	Q17-12-0021	0	0

Data Gap Filling Settings

Only endpoint relevant

At this position:

QSARs	2
Automated workflows	0
Standardized workflows	0



## ICEv3.6 <https://ice.ntp.niehs.nih.gov/>

**News & Events**

ICE v3.6 Release

ICE updates include:

New tools and expanded capabilities:

- Enhanced filtering for Curve Surfer and Chemical Quest
- Curve overlay 2-D and 3-D for Curve Surfer
- SMARTS Filtering and Highlighting Chemical Quest Results
- Search custom chemical list Chemical Quest

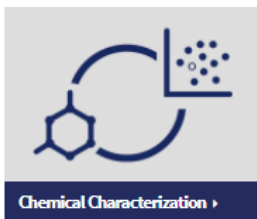
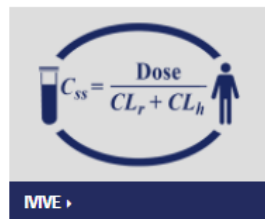
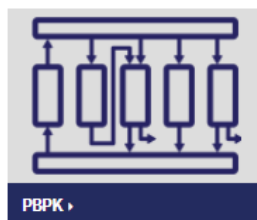
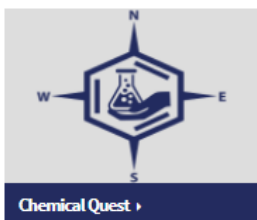

Learn about ICE updates

UPDATES



ICE provides data to support development of new approaches for chemical safety testing. Click here to learn more about ICE!

PAUSE



- Democratizing access to data
  - Organized by toxicity endpoints and mechanisms
  - Standardized terminology, units, and formatting
- Curated information
  - Reference chemical lists with classifications and bioactivity
  - In vitro assays annotated with defined terminology
- Computational models
  - Internal and external exposure predictions
  - Chemical characterization, and toxicity predictions



Toxicity endpoint	Assays	# of chemicals
Chemical Parameters	Physchem, ADME, and toxicity endpoints	~10000
Acute Toxicity	In vivo acute oral, dermal, and inhalation toxicity	~10000
Cancer	In vivo and in vitro Cancer, and Weight of Evidence	3042
DART	In vivo and in vitro DART	607
Skin Sensitization	In vivo and in vitro skin sensitization	2181
Skin Irritation	In vivo and in vitro skin irritation/corrosion	1664
Eye Irritation	In vivo and in vitro eye irritation/corrosion	796
Endocrine	In vivo and low throughput in vitro data on AR and ER agonist and antagonist activity	281
cHTS	Curated ToxCast and Tox21 assays	9213



# In Silico Models/Integrated Approaches



Endpoint	Model	# of chemicals*
Physicochemical Properties	OPEn (q)saR App (OPERA) <i>Mansouri et al. J Cheminform 2018</i>	800,000+
Acute Oral Toxicity	Collaborative Acute Toxicity Modeling Suite (CATMoS) - Rat acute oral toxicity. <i>Mansouri et al. EHP 2021</i>	800,000+
Endocrine	Estrogen Receptor pathway Model. <i>Judson et al. Tox Sci 2015</i>	1812
	Androgen Receptor Pathway Model. <i>Kleinstreuer et al. Chem Res Tox 2017</i>	1855
	Collaborative Estrogen Receptor Activity Prediction Project (CERAPP). <i>Mansouri et al. EHP 2016</i>	800,000+
	Collaborative Modeling Project for Androgen Receptor Activity (COMAPRA). <i>Mansouri et al. EHP 2020</i>	800,000+





Perform a search



Search

Expand inventory:  
Identify similar chemicals



Chemical Quest

Characterize chemical inventory



Chemical characterization

Review in vitro data details



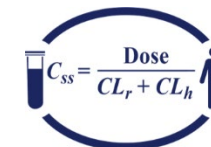
Curve Surfer

Generate chemical concentration predictions



PBPK

Predict equivalent administered dose from in vitro data



IVIVE

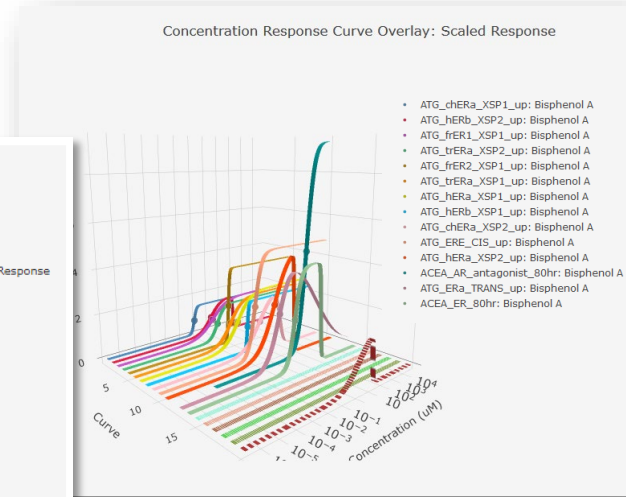
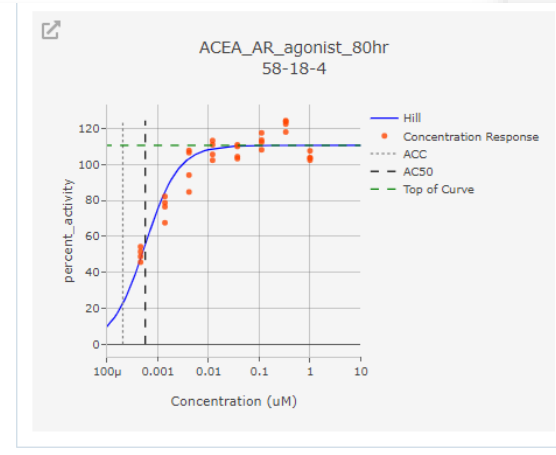
## ICE, ICE, Data:

Using NICEATM's Integrated Chemical Environment to support chemical evaluations

Training available [online](https://ice.ntp.niehs.nih.gov/)  
and via <https://ice.ntp.niehs.nih.gov/>

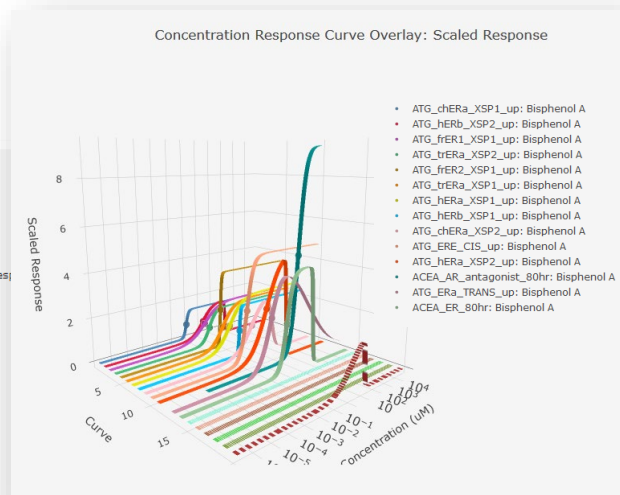
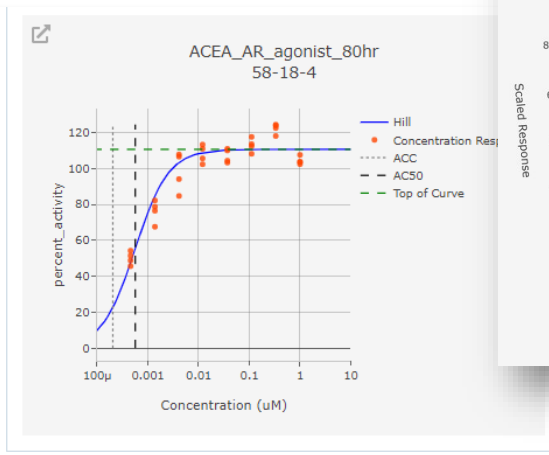


## HTS Data Exploration





## HTS Data Exploration



## Chemical Similarity

Select Filter to add to chain:

Filtered Curves by Filter Type - Filtered (5) - Unfiltered

Legend: Unfiltered (grey), CASRN (red), Tanimoto (green), Smarts (blue), Has Bioactivity (purple)

Empty: 2 selected (10/10) | Has Bioactivity: 0 (10/10) | Tanimoto: 1 (9/10) | CASRN: 3 selected (5/9)

Select Page: 1 of 1 | Showing 1-9 of 9 hits | Sort Results By: Tanimoto

Select All Filtered | Clear Selected | Only show selected items

Select this item

CASRN: 20056-66-0  
DTXSID: DTXSID3066552  
Name: Phenol, 3-pentyl-  
Tanimoto Value: 0.979167  
Has Bioactivity: false

Select this item

CASRN: 29665-57-4  
DTXSID: DTXSID00565967  
Name: 3-Dodecylphenol  
Tanimoto Value: 0.94  
Has Bioactivity: false

Select this item

CASRN: 139-84-4  
DTXSID: DTXSID00864306  
Name: 3-Nonylphenol  
Tanimoto Value: 0.94  
Has Bioactivity: false

Select Page: 1 of 1 | Showing 1-5 of 5 hits

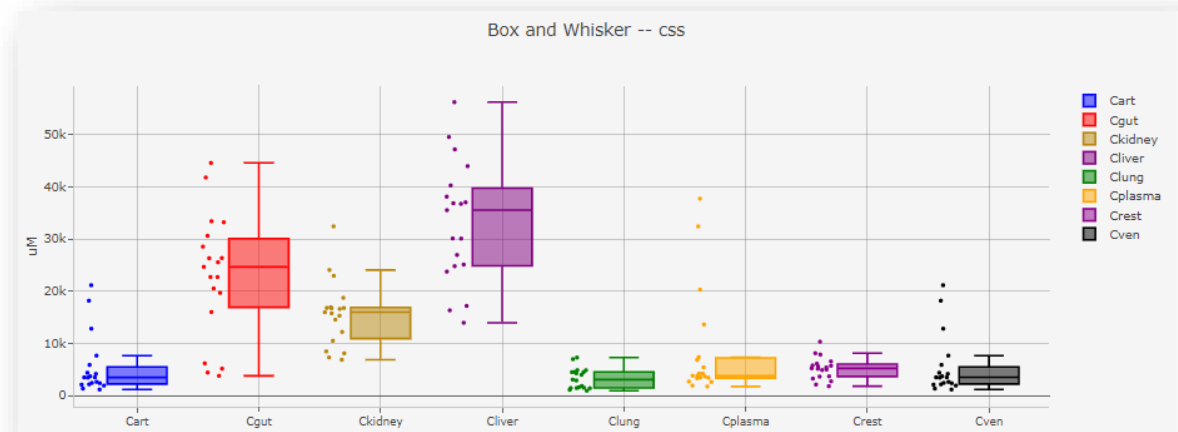
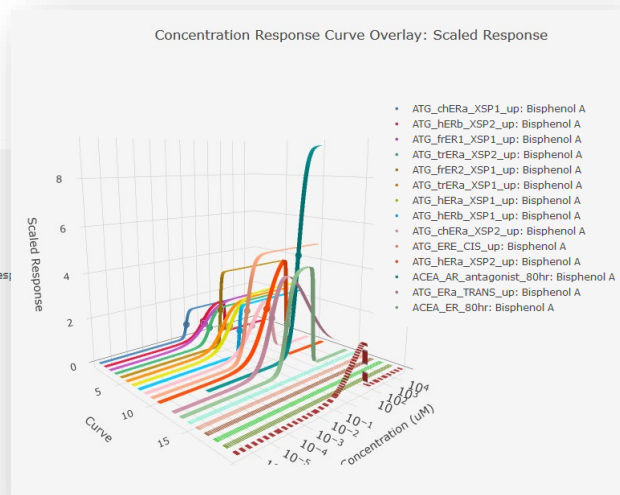
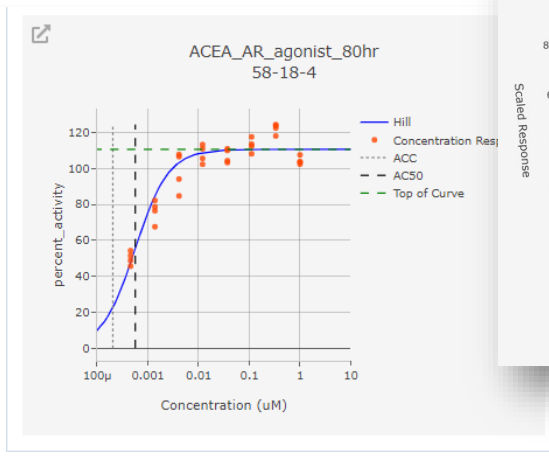
Enter Values: Min Value: 0.000029 | Max Value: 38.930462

Mean: 19.52 | Std. Dev.: 26.37 | Selected: 187

Close



## HTS Data Exploration



Predicting Chemical Exposure:  
Body Tissues, Consumer Products

## Chemical Similarity

Select Filter to add to chain:

Filtered Curves by Filter Type - Filtered (5) - Unfiltered

- Unfiltered: 10/10
- Clasari: 0
- Tanimoto: 0
- Smarts: 0
- Has Bioactivity: 0

Smarts: 3 selected 10/10

Has Bioactivity: 0 selected 10/10

Tanimoto: 0.899598 1 selected 9/10

Clasari: 3 selected 5/9

Mean: 19.52  
Std. Dev.: 26.37  
Selected: 187

Enter Values: 0.00029, 38.930482

Kernel Density Estimate (KDE)

Concentration (µM)

Select Page: 1 of 1

Showing 1-5 of 5 hits

Sort Results By: Tanimoto

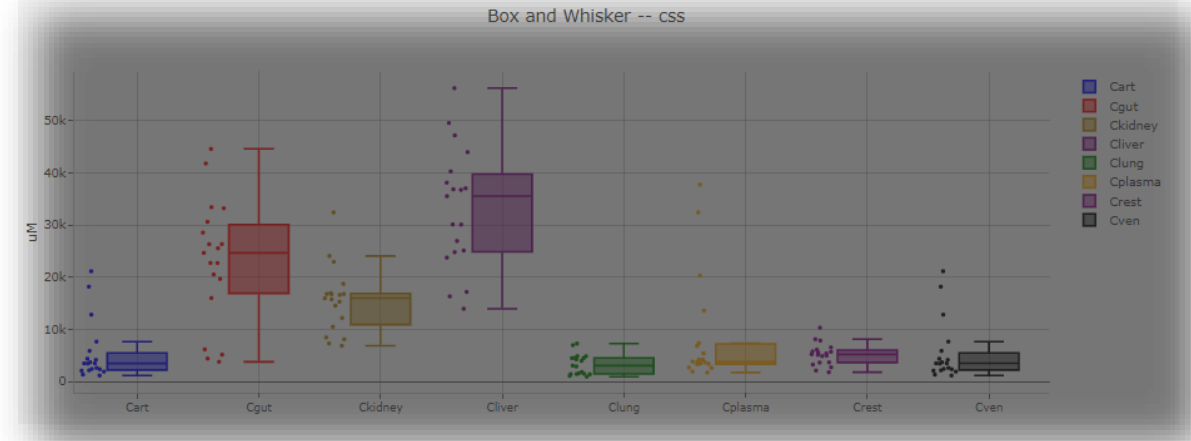
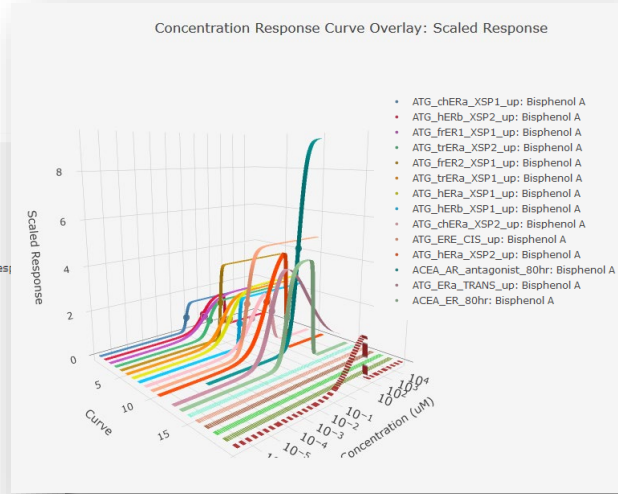
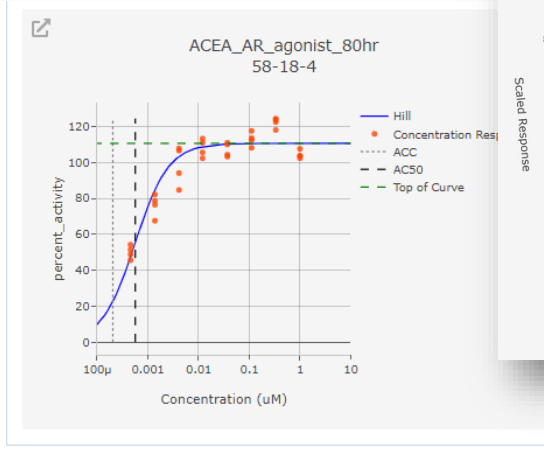
Select All Filtered | Clear Selected | Only show selected items

Select this item

- CASRN: 20056-66-0  
DTXSID: DTXSID3066552  
Name: Phenol, 3-pentyl-  
Tanimoto Value: 0.979167  
Has Bioactivity: false
- CASRN: 29665-57-4  
DTXSID: DTXSID00565967  
Name: 3-Dodecylphenol  
Tanimoto Value: 0.94  
Has Bioactivity: false
- CASRN: 139-84-4  
DTXSID: DTXSID00864306  
Name: 3-Nonylphenol  
Tanimoto Value: 0.94  
Has Bioactivity: false



## HTS Data Exploration



## Predicting Chemical Exposure: Body Tissues, Consumer Products

## Chemical Similarity

Select Filter to add to chain: Clear Filters

Filtered Curves by Filter Type - Filtered (5) - Unfiltered

- Unfiltered: 50%
- Casrn: 40%
- Tanimoto: 10%
- Smarts: 10%
- Has Bioactivity: 10%

Filter Chain: Smarts (3 selected) → Has Bioactivity (0 selected) → Tanimoto (28,925.98) → CASRN (3 selected) → Smarts (5/9)

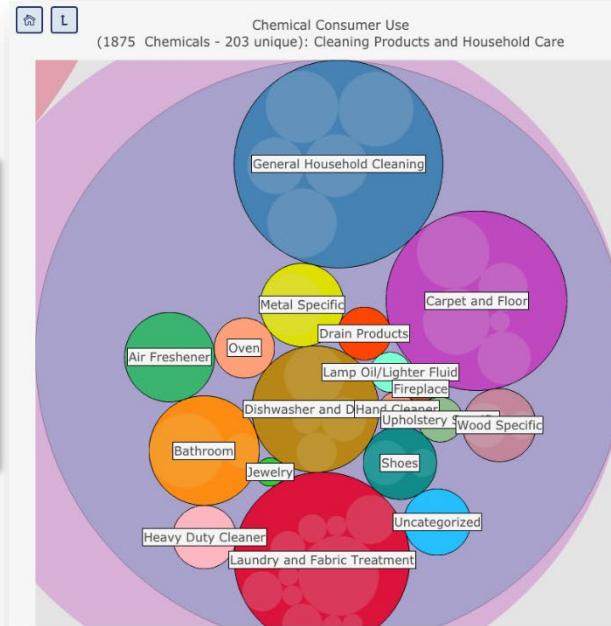
Enter Values: 0.00029, 38.930482

Mean: 19.52, Std. Dev: 26.37, Selected: 187

Kernel Density Estimate (KDE) plot showing concentration distribution.

Chemical Cards:

- CASRN: 20056-66-0, DTXSID: DTXSID3066552, Name: Phenol, 3-pentyl-, Tanimoto Value: 0.979167, Has Bioactivity: false
- CASRN: 29665-57-4, DTXSID: DTXSID00565967, Name: 3-Dodecylphenol, Tanimoto Value: 0.94, Has Bioactivity: false
- CASRN: 139-84-4, DTXSID: DTXSID00864306, Name: 3-Nonylphenol, Tanimoto Value: 0.94, Has Bioactivity: false



Chemical Consumer Use Details: Cleaning Products and Household Care (270 Chemicals - 56 unique)

Sub Category	Count
General Household Cleaning	57
Laundry and Fabric Treatment	40
Carpet and Floor	38
Air Freshener	20
Dishwasher and Dishes	20

DTXSID (Dashboa)	Substance Name	CASRN (CEBS Link)	Sub Categories	Count
DTXSID7020762	Isopropanol	67-63-0	[Icons]	27
DTXSID9020584	Ethanol	64-17-5	[Icons]	27
DTXSID1024097	2-Butoxyethanol	111-76-2	[Icons]	24
DTXSID1020778	D-Limonene	5989-27-5	[Icons]	21

Assay Call Results (DTXSIDs) (50 Chemicals)

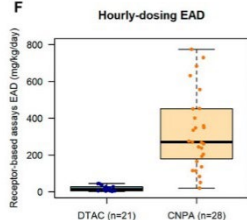
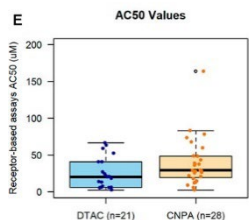
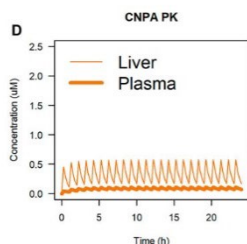
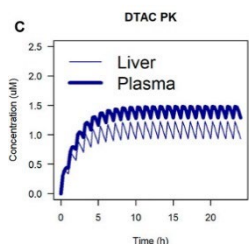
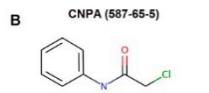
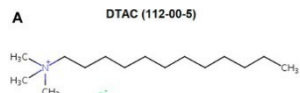
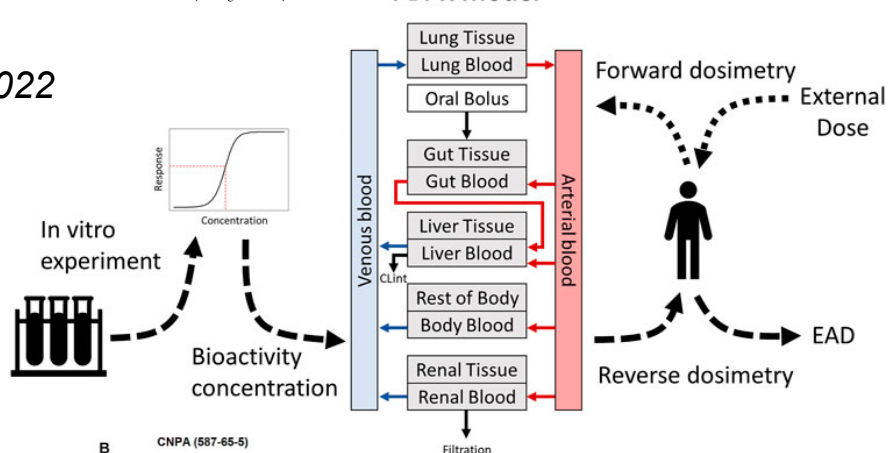
Legend: Active, Inactive, QC Omit, Not Active

### Impact of High-Throughput Model Parameterization and Data Uncertainty on Thyroid-Based Toxicological Estimates for Pesticide Chemicals

Jeffrey M. Carlson,\* Patricia A. Janulewicz, Nicole C. Kleinstreuer, and Wendy Heiger-Bernays

Carlson et al. 2022

### PBPK Model



Frontiers in Pharmacology

PERSPECTIVE  
published: 13 April 2022  
doi: 10.3389/fphar.2022.864742



### Application of an Accessible Interface for Pharmacokinetic Modeling and *In Vitro* to *In Vivo* Extrapolation

David E. Hines<sup>1\*</sup>, Shannon Bell<sup>1</sup>, Xiaoqing Chang<sup>1</sup>, Kamel Mansouri<sup>2</sup>, David Allen<sup>1</sup> and Nicole Kleinstreuer<sup>2</sup>

<sup>1</sup>Innov-RTP, Research Triangle Park, Durham, NC, United States, <sup>2</sup>NIH/NIHES/DNTP/NICEATM, Research Triangle Park, Durham, NC, United States

Hines et al. 2022

# Applications of IVIVE

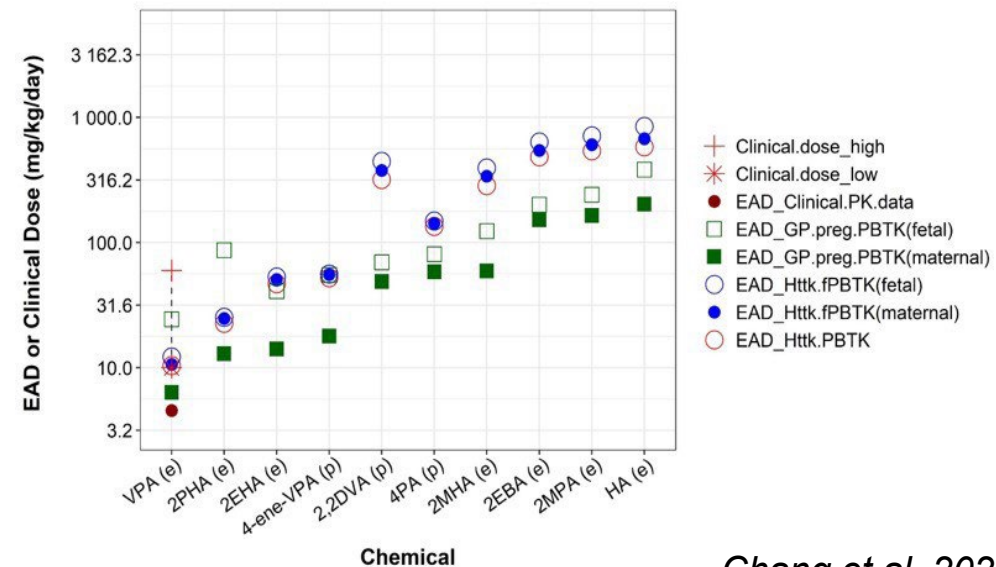
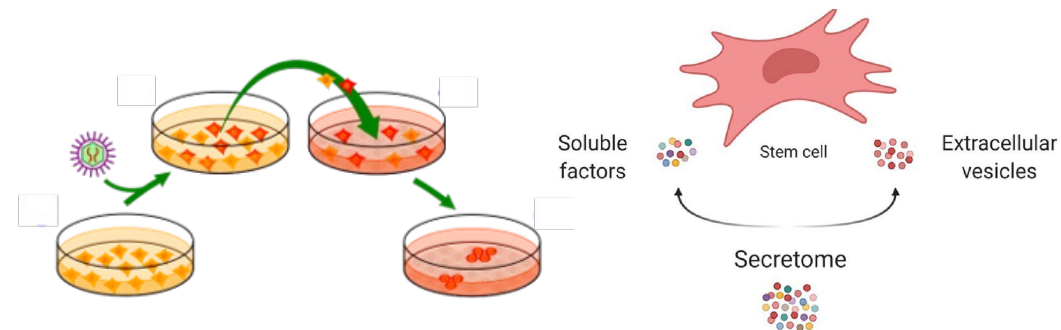


RESEARCH ARTICLE

Birth Defects Research | WILEY

### Quantitative in vitro to in vivo extrapolation for developmental toxicity potency of valproic acid analogues

Xiaoqing Chang<sup>1</sup> | Jessica Palmer<sup>2</sup> | Annie Lumen<sup>3</sup> | Un Jung Lee<sup>3</sup> | Patricia Ceger<sup>4</sup> | Kamel Mansouri<sup>4</sup> | Catherine Sprankle<sup>1</sup> | Elizabeth Donley<sup>2</sup> | Shannon Bell<sup>1</sup> | Thomas B. Knudsen<sup>5</sup> | John Wambaugh<sup>5</sup> | Bethany Cook<sup>1</sup> | David Allen<sup>1</sup> | Nicole Kleinstreuer<sup>4</sup>



Chang et al. 2022



# TK to Connect Metabolism and Variability in Humans

Toxicology Letters 312 (2019) 173-180  
 Contents lists available at ScienceDirect  
 Toxicology Letters  
 journal homepage: [www.elsevier.com/locate/toxlet](http://www.elsevier.com/locate/toxlet)

Metabolism of triflumuron in the human liver: Contribution of cytochrome P450 isoforms and esterases  
 Rim Timoumi<sup>a,b</sup>, Franca M. Buratti<sup>c,d</sup>, Salwa Abid-Essefi<sup>e</sup>, Jean-Lou C.M. Dorne<sup>d</sup>, Emanuela Testai<sup>c</sup>  
 Toxicology Letters  
 journal homepage: [www.elsevier.com/locate/toxlet](http://www.elsevier.com/locate/toxlet)

Inter-phenotypic differences in CYP2C9 and CYP2C19 metabolism: Bayesian meta-regression of human population variability in kinetics and application in chemical risk assessment  
 Nadia Quignot<sup>a,b,\*</sup>, Witold Wiecek<sup>b,c,d</sup>, Leonie Lautz<sup>e</sup>, Jean-Lou Dorne<sup>d</sup>, Billy Amzal<sup>a</sup>  
 Computational Toxicology  
 journal homepage: [www.elsevier.com/locate/comtox](http://www.elsevier.com/locate/comtox)

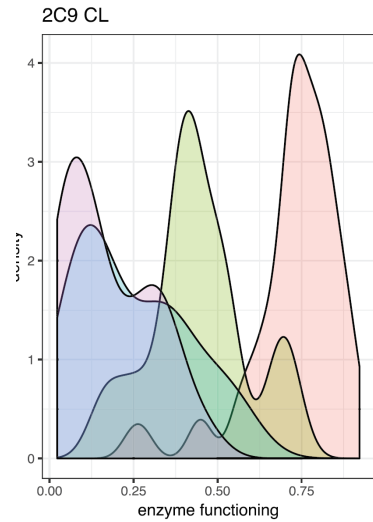
Inter-ethnic differences in CYP3A4 metabolism: A Bayesian meta-analysis for the refinement of uncertainty factors in chemical risk assessment  
 Keyvin Darney<sup>a</sup>, Emanuela Testai<sup>b</sup>, Franca M. Buratti<sup>c</sup>, Emma Di Consiglio<sup>b</sup>, Emma E.J. Kasteel<sup>d</sup>, Nynke Kramer<sup>e</sup>, Laura Turco<sup>f</sup>, Susanna Vichi<sup>g</sup>, Alain-Claude Roudot<sup>h</sup>, Jean-Lou Dorne<sup>i</sup>, Camille Béchaux<sup>h</sup>  
 Environment International  
 journal homepage: [www.elsevier.com/locate/envint](http://www.elsevier.com/locate/envint)

Bayesian meta-analysis of inter-phenotypic differences in human serum paraoxonase-1 activity for chemical risk assessment  
 K. Darney<sup>a</sup>, E.E.J. Kasteel<sup>b</sup>, F.M. Buratti<sup>c</sup>, L. Turco<sup>d</sup>, S. Vichi<sup>e</sup>, C. Béchaux<sup>f</sup>, A.C. Roudot<sup>g</sup>, N.I. Kramer<sup>h</sup>, E. Testai<sup>i</sup>, J.L.C.M. Dorne<sup>j</sup>, E. Di Consiglio<sup>k</sup>, L.S. Lautz<sup>l</sup>  
 TOXICOKINETICS AND METABOLISM

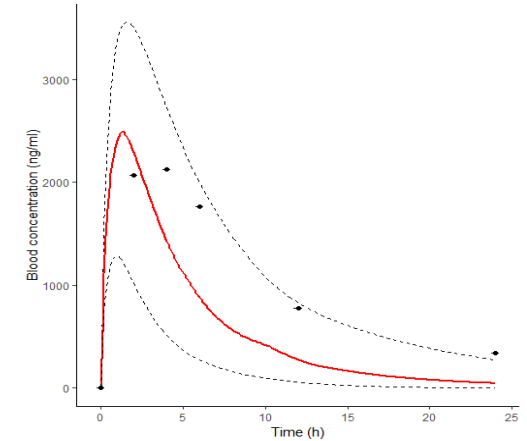
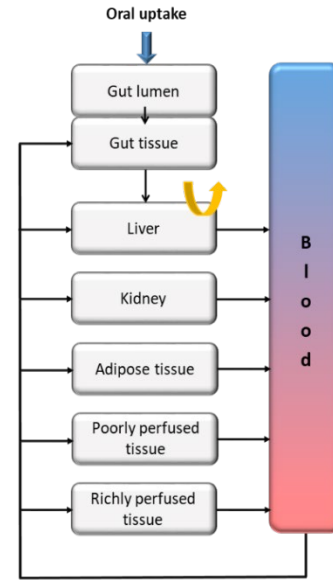
Human variability in isoform-specific UDP-glucuronosyltransferases: markers of acute and chronic exposure, polymorphisms and uncertainty factors  
 E. E. J. Kasteel<sup>a</sup>, K. Darney<sup>b</sup>, N. I. Kramer<sup>c</sup>, J. L. C. M. Dorne<sup>d</sup>, L. S. Lautz<sup>e</sup>  
 Computational Toxicology  
 journal homepage: [www.elsevier.com/locate/comtox](http://www.elsevier.com/locate/comtox)

A generic Bayesian hierarchical model for the meta-analysis of human population variability in kinetics and its applications in chemical risk assessment  
 Witold Wiecek<sup>a,b</sup>, Jean-Lou Dorne<sup>b</sup>, Nadia Quignot<sup>c</sup>, Camille Béchaux<sup>d</sup>, Billy Amzal<sup>a</sup>

Covering Phase I  
 CYP450 and Phase II  
 UGTs enzymes

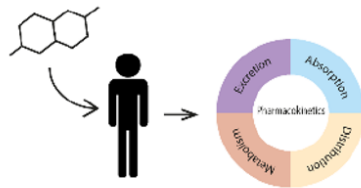


## PBPK models + virtual population

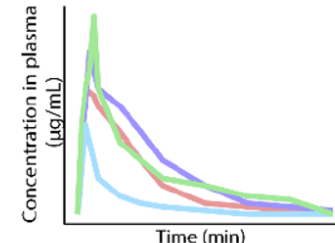


<https://ice.ntp.niehs.nih.gov/>

Pharmacokinetic data on compounds metabolised by UGT isoforms is collected and summarised in a database



Interindividual differences in kinetics and polymorphisms



UGT-related uncertainty factors

Data on polymorphism frequencies in different populations is collected and summarised



Courtesy of Jean-Lou Dorne European Food Safety Authority



# Machine Automating Study Data Curation

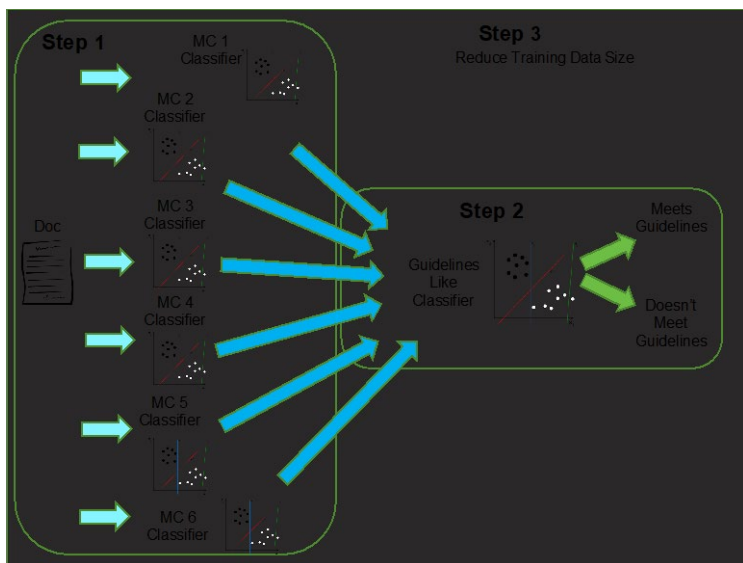
## Identification



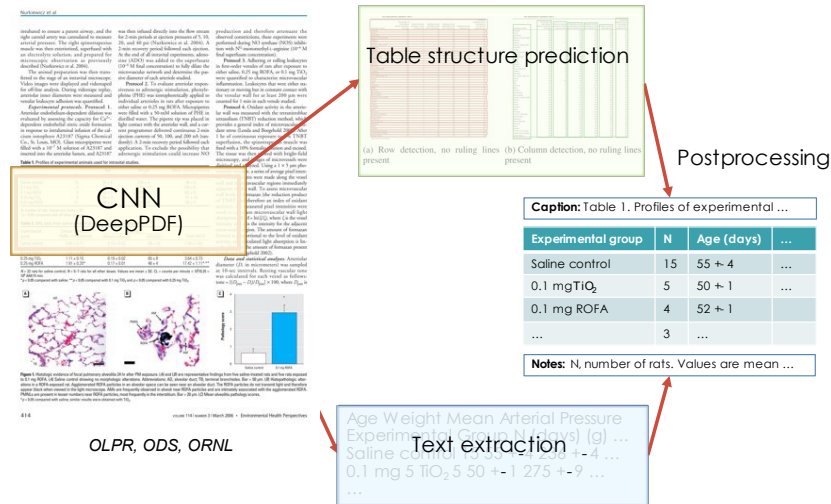
## Extraction



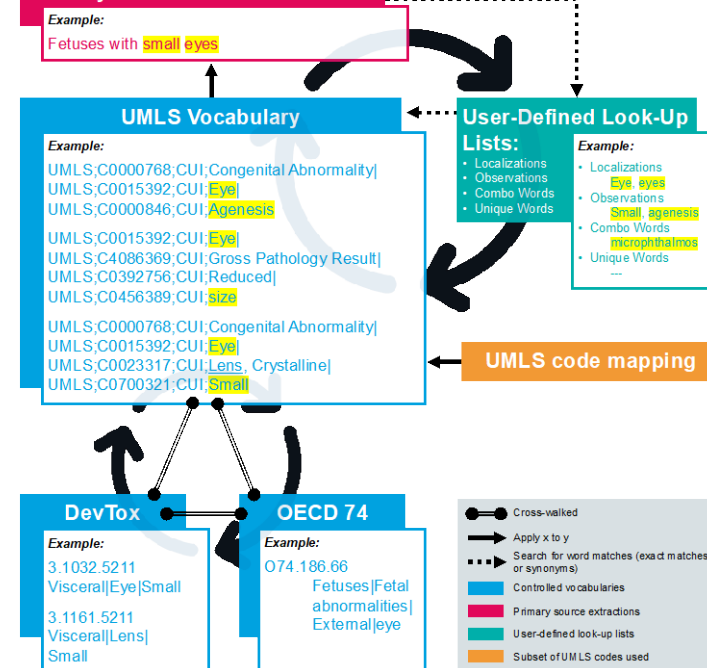
## Annotation



### Table location detection



### Primary Source Extraction Effects




Foster et al. 2022 under review

- Important for identifying high-quality studies in the published literature
- Applications in systematic review of chemical effects
- Establishing reference datasets for validating new methods



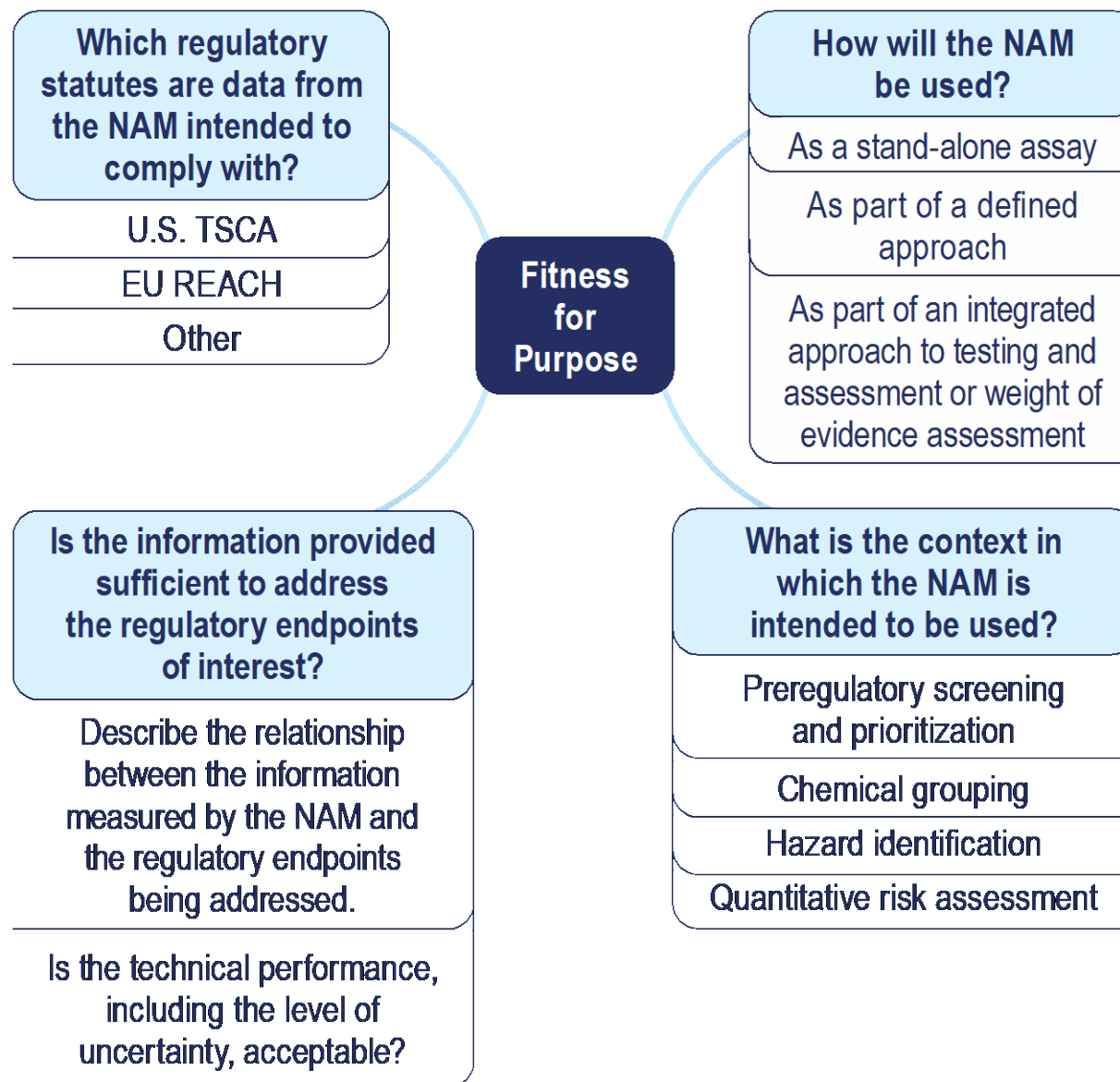


# Essential Elements of a NAMs Scientific Confidence Framework






# Understanding Fitness for Purpose





# Lessons (Continuously) Learned & Being Applied

- Roadmap 101: Engagement with regulatory stakeholders
- Fit for purpose, performance-based evaluations
- Opportunity for tailored assessments, where data requirements are driven by use cases
- Communication is key
- There are multiple NAMs that are ready for use now!





# Acknowledgments

## The NICEATM Group (current and former)



## ICCVAM Leadership (current and former)



- ICCVAM Agency Reps/WGs
- Contract Support Staff (Inotiv, Sciome, ICF, Kelly)
- OECD Partners
- Academic Collaborators
- Global QSAR Consortium Participants
- Stakeholders (Public, NGO, etc.)

**QUESTIONS?**