

Evaluation of the Murine Local Lymph Node Assay (LLNA) for Assessing the Allergic Contact Dermatitis Hazard Potential of Pesticide Formulations



T McMahon¹, D McCall¹, J Matheson², A Jacobs³, T Burns⁴, D Allen⁴, W Stokes⁵

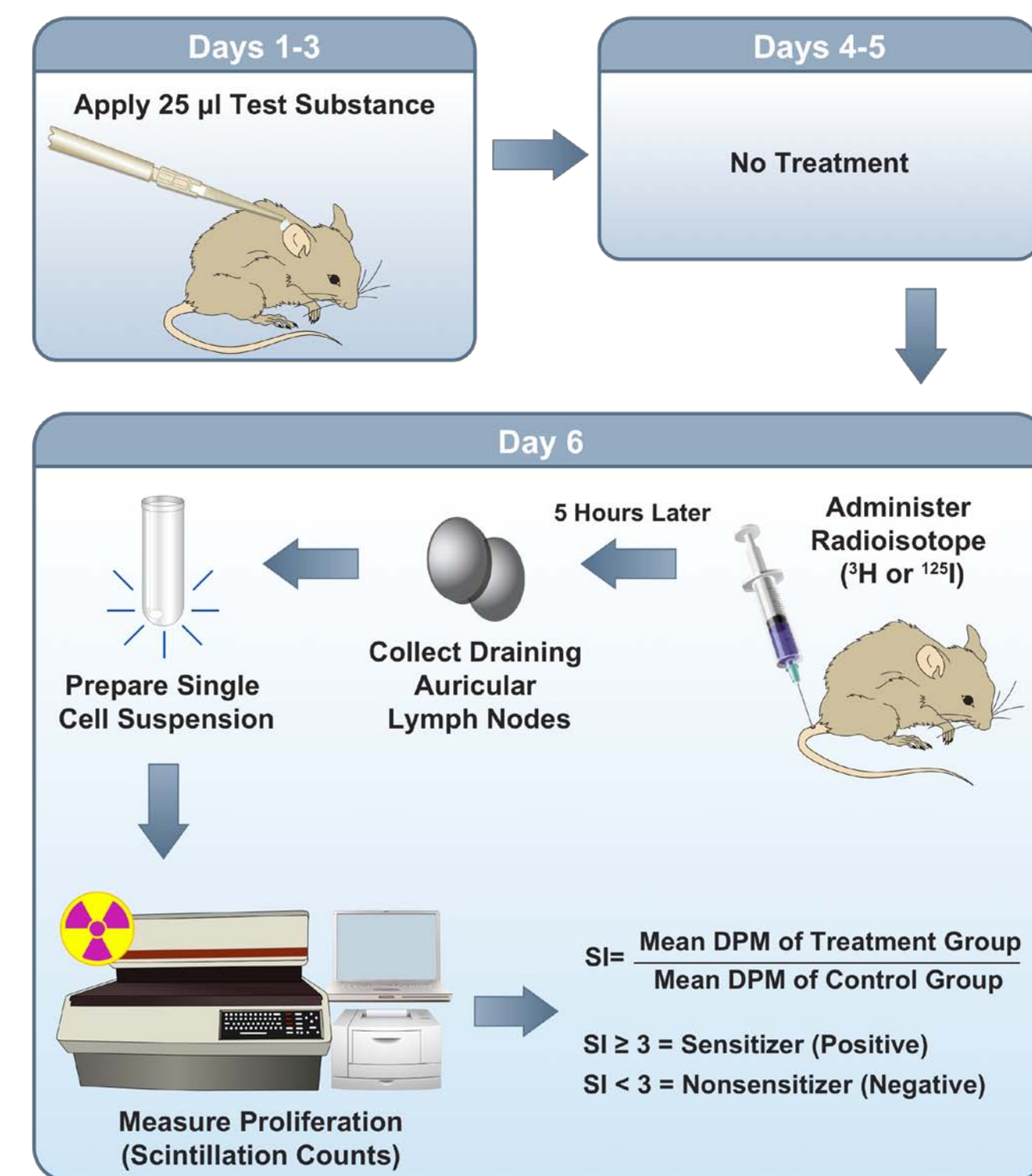
¹U.S. EPA, Washington, DC, USA; ²U.S. CPSC, Bethesda, MD, USA; ³U.S. FDA, Silver Spring, MD, USA; ⁴ILS, Inc., RTP, NC, USA; ⁵NICEATM/NIEHS/NIH/HHS, RTP, NC, USA

Introduction

- The murine local lymph node assay (LLNA) is a test method for assessing the potential of substances to cause allergic contact dermatitis (ACD). ACD is an allergic skin reaction characterized by redness, swelling, and itching that can result from repeated contact with a sensitizing substance.
- In its original evaluation of the LLNA, ICCVAM recommended the LLNA as a valid alternative to traditionally accepted guinea pig test methods for assessing ACD hazard potential for most testing situations (Dean et al. 2001; Haneke et al. 2001; ICCVAM 1999; Sallstad et al. 2001).
- In response to a nomination by the U.S. Consumer Product Safety Commission in 2007, NICEATM re-evaluated the applicability domain of the LLNA.



Figure 1. LLNA Test Method Protocol



Abbreviations: DPM = disintegrations per minute; SI = stimulation index.

Table 1. LLNA Performance for Testing Pesticide Formulations

Comparison	n ¹	Accuracy		Sensitivity		LLNA False Negative Rate		Specificity		LLNA False Positive Rate	
		%	No. ²	%	No. ²	%	No. ²	%	No. ²	%	No. ²
LLNA vs. GP ³	23	57	13/23	100	3/3	0	0/3	50	10/20	50	10/20

Abbreviations: GP = guinea pig skin sensitization outcomes; No. = number.

¹ n = Number of substances included in this analysis.

² The data on which the percentage calculation is based.

³ GP refers to outcomes obtained by studies conducted using either the guinea pig maximization test or the Buehler test.

Current Validation Status of the LLNA for Testing Pesticide Formulations

- NICEATM LLNA database of over 600 substances included data for 104 pesticide formulations.
 - Included both LLNA and guinea pig (GP) data on 23 formulations
 - Did not include human skin sensitization test data or postmarketing sensitization report data
- For the 23 formulations with both GP and LLNA data:
 - LLNA and the GP results agreed (accuracy) 57% (13/23) of the time (Table 1).
 - LLNA classified 57% (13/23) of formulations as sensitizers while GP tests classified only 13% (3/23) as sensitizers.
 - All 3 GP sensitizers were also LLNA sensitizers (i.e., no pesticide formulations were underpredicted by the LLNA compared to GP results).
 - The LLNA identified 10 formulations as sensitizers that were classified as nonsensitizers in GP tests (Table 1).

Test Method Usefulness and Limitations for Pesticide Formulations

- ICCVAM concludes that these data support the usefulness of the LLNA for testing pesticide formulations.
 - For adequate dermal exposure during the testing of aqueous formulations, an appropriate vehicle should be used to facilitate adherence of the test material to the skin (e.g., 1% Pluronic L92 [Boverhoff et al. 2008]).
 - If an LLNA variant (e.g., a nonradioactive LLNA version) is validated for use to test novel substance classes, then the findings should be relevant to the family of validated and accepted LLNA tests.
 - As indicated in Table 1, there is a greater likelihood of obtaining a positive result in the LLNA than in a GP test. Therefore, the potential for possible overclassification may be a limitation of the LLNA.

Test Method Protocol for Pesticide Formulations

- The updated ICCVAM-recommended LLNA test method protocol (Figure 1; Appendix A, ICCVAM 2009a) reduces animal use by 20% compared to the 1999 ICCVAM-recommended protocol (ICCVAM 1999).
- If dose-response information is not required or there is no basis to believe that the test article may be a sensitizer, a reduced LLNA test method protocol should be considered. By testing only the high dose, the reduced LLNA can further reduce animal use by up to 40% (ICCVAM 2009b).

Transmittal to Federal Agencies and Agency Responses

- The data supporting the ICCVAM recommendations is contained in an Addendum to the 1999 evaluation (Appendix C of the ICCVAM Test Method Evaluation Report [ICCVAM 2010]).
- In June 2010, ICCVAM forwarded final test method recommendations on the expanded uses of the LLNA for pesticide formulations and other products to U.S. Federal agencies for consideration.
- Federal agency responses include acceptance decisions and agreement with the test method recommendations for the expanded uses of the LLNA.
- Several agencies also indicated that they would communicate the ICCVAM recommendations to stakeholders and encourage their appropriate use. For example, EPA has issued a policy on the use of LLNA for pesticide formulations (see <http://www.epa.gov/pesticides/science/llna-policy/final.pdf>).
- Agency responses are available on the NICEATM-ICCVAM Web site at <http://iccvam.niehs.nih.gov/methods/immunotox/llna.htm>.

ICCVAM Interagency Immunotoxicity Working Group

Consumer Product Safety Commission
Joanna Matheson, PhD (Working Group Co-chair)
Marilyn Wind, PhD (to July 2010)

Environmental Protection Agency

Office of Pesticide Programs

Jonathan Chen, PhD
John R. "Jack" Fowle III, PhD, DABT
Masih Hashim, DVM, PhD
Jiaqin Yao, PhD
Marianne Lewis
Deborah McCall
Timothy McMahon, PhD
John Redden
Jenny Tao, PhD

Office of Pollution Prevention and Toxics

Elizabeth Margosches, PhD
Ronald Ward, PhD

Office of Research and Development

Marsha Ward, PhD

Food and Drug Administration
Center for Devices and Radiological Health
Vasant G. Malshet, PhD, DABT
Jeffrey Toy, PhD

Center for Drug Evaluation and Research

Ruth Barratt, PhD, DVM
Paul Brown, PhD
Abigail Jacobs, PhD (Working Group Co-chair)
Jiaqin Yao, PhD

Center for Food Safety and Applied Nutrition

Donnie Lowther
Neil Wilcox, DVM, MPH (to April 2011)

Office of the Commissioner

Suzanne Fitzpatrick, PhD, DABT

National Institute of Environmental Health Sciences

Warren Casey, PhD, DABT
Dori Germolec, PhD
William Stokes, DVM, DACLAM

National Institute for Occupational Safety and Health

B. Jean Meade, DVM, PhD
Paul D. Siegel, PhD

National Library of Medicine

Pertti Hakkinen, PhD

European Centre for the Validation of Alternative Methods - Liaison

Silvia Casati, PhD
Alexandre Angers, PhD

Japanese Center for the Validation of Alternative Methods - Liaison

Hajime Kojima, PhD

LLNA Peer Review Panel Meetings

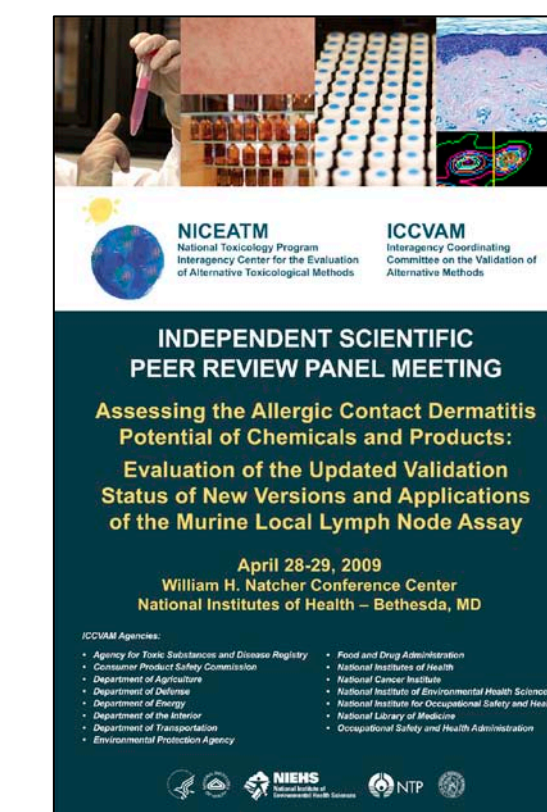
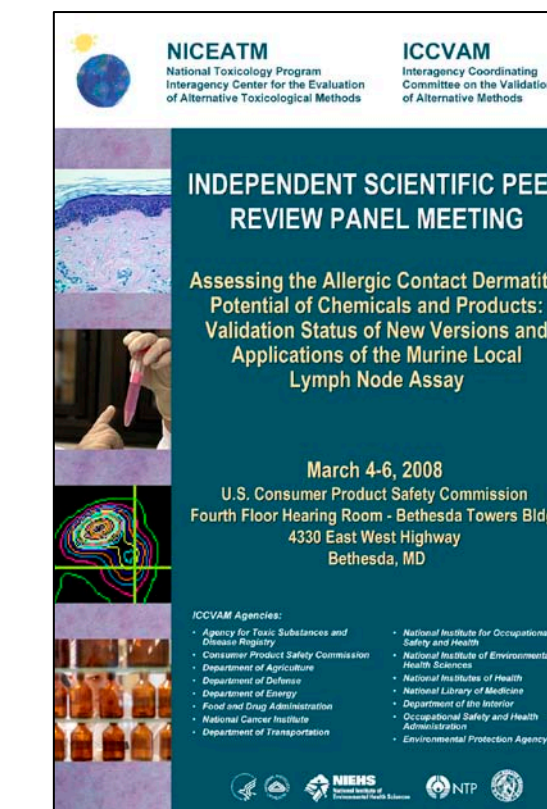
- Public meetings of an international independent scientific peer review panel ("Panel") organized by NICEATM and ICCVAM were held at the Consumer Product Safety Commission in Bethesda, MD, on March 4-6, 2008, and at the National Institutes of Health in Bethesda, MD, on April 28-29, 2009.

Charge to the Peer Review Panel

- Review the addendum for errors and omissions
- Provide conclusions and recommendations on the current validation status of the LLNA applicability domain
- Does the information contained in the draft Addendum support ICCVAM's draft test method recommendations?

Peer Review Panel Conclusions

- Concurred that the data supported the ICCVAM draft test method recommendations for LLNA usefulness and limitations
- Considered all of the test materials as candidates for testing in the LLNA, subject to the limitations outlined in the ICCVAM draft test method recommendations
- Emphasized that before animal testing is conducted, consideration should be given to the necessity for the substance to be tested for skin sensitization potential
- Recommended including a representative positive control from the same category of materials to be tested (e.g., for testing pesticides, select one representative positive control pesticide)
- The complete LLNA Peer Review Panel Reports can be accessed at:
 - http://iccvam.niehs.nih.gov/docs/immunotox_docs/LLNAPRPR2008.pdf
 - http://iccvam.niehs.nih.gov/docs/immunotox_docs/LLNAPRPR2009.pdf



Independent Scientific Peer Review Panel



Michael Luster, PhD (Panel Chair)
Senior Consultant to the National Institute for Occupational Safety and Health
Morgantown, WV

Nathalie Alépée, PhD

L'Oréal Research and Development
Aulnay sous Bois, France

Anne Marie Api, PhD

Research Institute for Fragrance Materials
Woodcliff Lake, NJ

Nancy Flournoy, MS, PhD

University of Missouri-Columbia
Columbia, MO

Thomas Gebel, PhD

Federal Institute for Occupational Safety and Health
Dortmund, Germany

Sidney Green, PhD

Howard University
Washington, DC

Kim Headrick, BAdmin, BSc

Health Canada
Ottawa, Ontario, Canada

Dagmar Jírová, MD, PhD

National Institute of Public Health
Prague, Czech Republic

David Lovell, PhD

University of Surrey
Guildford, Surrey, U.K.

Howard Maibach, MD

University of California-San Francisco
San Francisco, CA

James McDougal, PhD

Wright State University
Dayton, OH

Michael Olson, PhD

GlaxoSmithKline
Research Triangle Park, NC

Raymond Pieters, PhD

Utrecht University
Utrecht, The Netherlands

Jean Regal, PhD

University of Minnesota Medical School
Duluth, MN

Jonathan Richmond, MB ChB, FRCSEd

Home Office
London, U.K.

Peter Theran, VMD

Consultant, Massachusetts Society for the Prevention of Cruelty to Animals
Novato, CA

Stephen Ullrich, PhD

M.D. Anderson Cancer Center
Houston, TX

Michael Woolhiser, PhD

Dow Chemical
Midland, MI

Takahiko Yoshida, MD, PhD

Asahikawa Medical College
Hokkaido, Japan

International Acceptance of Expanded LLNA Applicability Domain

- The LLNA's expanded applicability domain was included in the updated OECD Test Guideline 429 (OECD 2010) based on ICCVAM's evaluation.
- The revised Test Guideline 429 was adopted by OECD in July 2010 and can be accessed at <http://www.oecd-ilibrary.org/>.
- Adoption of the revised test guideline is expected to result in broader use of the LLNA, which will further reduce and refine animal use for ACD assessments while ensuring human safety.

References

- Boverhoff D, et al. 2008. Toxicol Sci 105:79-85.
- Dean JH, et al. 2001. Regulatory Toxicology and Pharmacology 34(3): 258-273.
- Haneke KE, et al. 2001. Regulatory Toxicology and Pharmacology 34(3): 274-286.
- ICCVAM 1999. The Murine Local Lymph Node Assay: A Test Method for Assessing the Allergic Contact Dermatitis Potential of Chemicals/Compounds. Available at: http://iccvam.niehs.nih.gov/methods/immunotox/llna_PeerPanel98.htm.
- ICCVAM. 2009a. Recommended Performance Standards: Murine Local Lymph Node Assay. Available at: http://iccvam.niehs.nih.gov/methods/immunotox/llna_PerfStds.htm.
- ICCVAM. 2009b. The Reduced Murine Local Lymph Node Assay: An Alternative Test Method Using Fewer Animals to Assess the Allergic Contact Dermatitis Potential of Chemicals and Products. Available at: <http://iccvam.niehs.nih.gov/methods/immunotox/llna-LD/TMER.htm>.
- OECD. 2010. Guideline For The Testing Of Chemicals - Test Guideline 429: Skin Sensitization: Local Lymph Node Assay. Available at: <http://www.oecd-ilibrary.org/>.
- Sallstad DM, et al. 2001. Regulatory Toxicology and Pharmacology 34(3): 249-257.

Acknowledgements

The Intramural Research Program of the National Institute of Environmental Health Sciences (NIEHS) supported this poster. Technical support was provided by ILS, Inc., under NIEHS contract N01-ES-35504.

This poster reflects the views of the authors. The views expressed above have not been reviewed or approved by the U.S. Consumer Product Safety Commission or any other U.S. Federal agency and do not necessarily represent the official positions of any U.S. Federal agency.

Since the poster was written as part of the official duties of the authors, it can be freely copied.

NICEATM and ICCVAM gratefully acknowledge the following individuals and institutions that submitted data to NICEATM to evaluate the LLNA applicability domain.

Ann Marie Api, PhD
Research Institute for Fragrance Materials
Woodcliff Lake, NJ

Phil Botham, PhD
European Crop Protection Association
Brussels, Belgium

Eric Debruyne, PhD
Bayer CropScience SA, Sophia Antipolis
Cedex, France

G. Frank Gerberick, PhD
Procter and Gamble Company
Cincinnati, OH

Dori Germolec, PhD
National Toxicology Program
Research Triangle Park, NC

Michael J. Olson, PhD
GlaxoSmithKline
Research Triangle Park, NC

Kirill Skirda, PhD
TNO Quality of Life
Delft, Netherlands

Peter Ungeheuer, PhD
European Federation for Cosmetic Ingredients
Frankfurt, Germany

Michael Woolhiser, PhD
Dow AgroSciences
Midland, MI

