



# **An Update from the Department of Defense for the Interagency Coordinating Committee on the Validation of Alternative Methods**

Marla Brunell, DVM, MPH  
Associate Director, Animal Protection Programs  
Human Performance, Training, and BioSystems Directorate  
Office of the Assistant Secretary of Defense for Research and Engineering



# Objective



- Provide an annual update on the Department's activities related to alternative methods for toxicology testing for the Interagency Coordinating Committee on the Validation of Alternative Methods (ICCVAM) Public Forum



# DoD Activities that Support ICCVAM




- Participating in ICCVAM Acute Toxicity Working Group; IVIVE Working Group; Ocular and Dermal Irritation Working Group; Read Across Working Group; Reproductive and Developmental Working Group; Skin Sensitization Working Group
- Tri-Services Toxicology Consortium (TSTC)
  - Representatives from relevant DoD organizations
  - Share knowledge and ideas, collaborate on projects, and implement best practices
- One Health Initiative
  - Facilitates communication and collaboration across disciplines where the health of humans, animals, and the environment intersect
- Alternative animal models
  - Relative replacements of one species for another – i.e. - selecting species with lower neurophysiological development, when feasible



# DoD Activities that Support ICCVAM



- “Application of Modern Toxicology Approaches for Predicting Acute Toxicity for Chemical Defense”
  - A report that resulted from a DoD-funded study performed by the National Academies of Sciences, Engineering, and Medicine, Committee on Toxicology
  - Task: Consider modern approaches for predicting toxicity and suggest an overall conceptual approach for using such information to help the DoD in its efforts to prevent debilitating, acute exposures to deployed personnel
- [http://dels.nas.edu/Report/Application-Modern-Toxicology- Approaches/21775](http://dels.nas.edu/Report/Application-Modern-Toxicology-Approaches/21775)





# DOD Programs that Support ICCVAM





# DARPA: Rapid Threat Assessment (RTA) Program



**Problem:** It takes many years to figure out how threats or drugs work

**RTA Goal:** In 30 days, figure out how a chemical, threat agent, drug, or biologic exerts its effects on biological systems

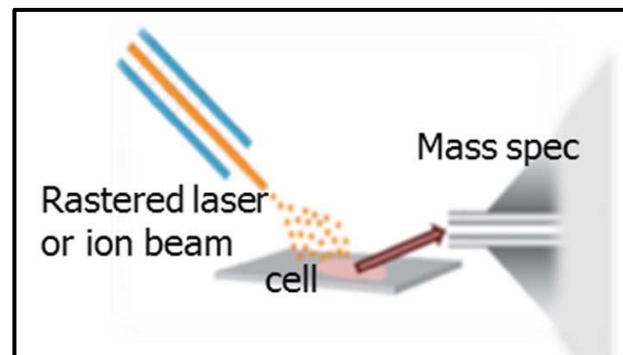
**Potential Impact to ICCVAM:** Significant decrease in time to understand mechanism of action, decrease in need for animal studies throughout process

**Inspiration:** New rapid mass spec imaging method

## Status:

- 5 year program, approx. 20 months remaining
- 3 main performers – GWU, UC Boulder, Vanderbilt University
  - Proof of Concept Demonstration: Detected and identified the canonical mechanism of action of Bendamustine, a nitrogen mustard used as a chemotherapeutic, in 30 days.

## Mass Spectrometry Imaging





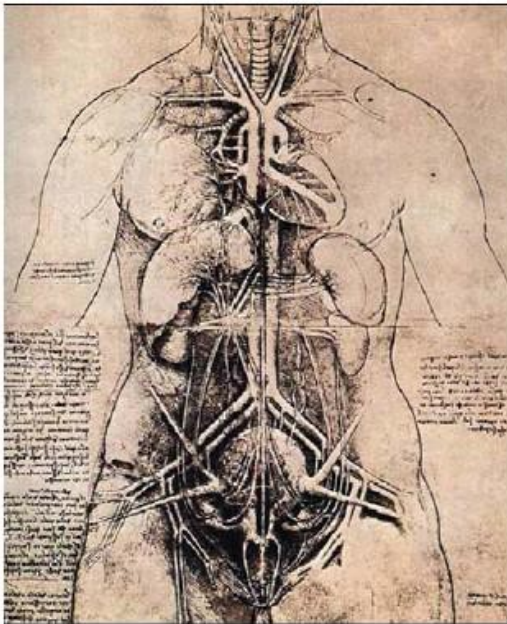


# DARPA Microphysiological Systems Program



Develop an *in vitro* platform that uses human tissues to evaluate the efficacy and toxicity of medical countermeasures.

In other words, build a human-on-a-chip:



- All ten human physiological systems will be functionally represented by human tissue constructs:
  - Circulatory
  - Endocrine
  - Gastrointestinal
  - Immune
  - Integumentary
  - Musculoskeletal
  - Nervous
  - Reproductive
  - Respiratory
  - Urinary
- Tissue viability for at least 4 weeks.
- Commercialization plan.

Status: 5 year program, in middle of 5<sup>th</sup> year

MIT-Completing platform development with 10 interacting organ systems (lung, gut, liver, pancreas, kidney, muscle, heart, brain, endometrium, skin)

Harvard/Wyss-Completing development of organ chips (lung alveolus, lung airway, heart, kidney proximal tubule, kidney glomerulus, gut, liver, blood brain barrier, bone marrow placenta)



# DTRA: Ex vivo Countermeasure Evaluation and Licensure (XCEL) Program



**XCEL:** Development of Integrated-multi-organs-on-a-chip platforms to revolutionize assessment and evaluation of threat agents and medical countermeasures for chemical and biological defense and beyond

<b>ATHENA – Los Alamos National Laboratory</b>	<b>ECHO – Wake Forest Institute of Regenerative Medicine</b>
Liver and Cardiac Organoids (working on lung and kidney)	Liver and Cardiac Organoids
Modular microfluidics	Functional Assessment (Reactivity) and long-term viability
Universal Media Development	Bioprinting – augments function and controls spatial distribution
Ion Mobility – Mass Spectroscopy analysis of analytes/metabolites	Modular microfluidic system with rejuvenating in-line sensors

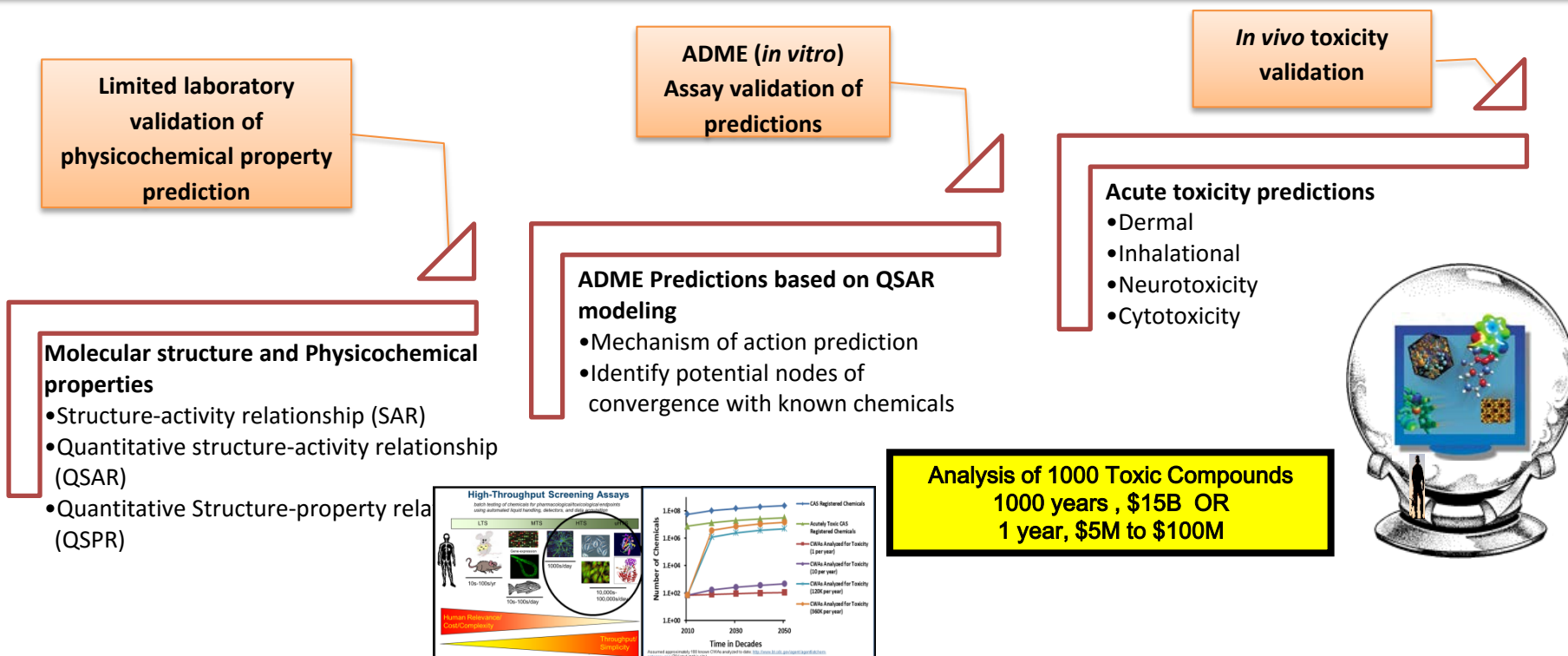




# DTRA: Computational Rapid Identification Scientific Threat Analysis (CRISTAL)



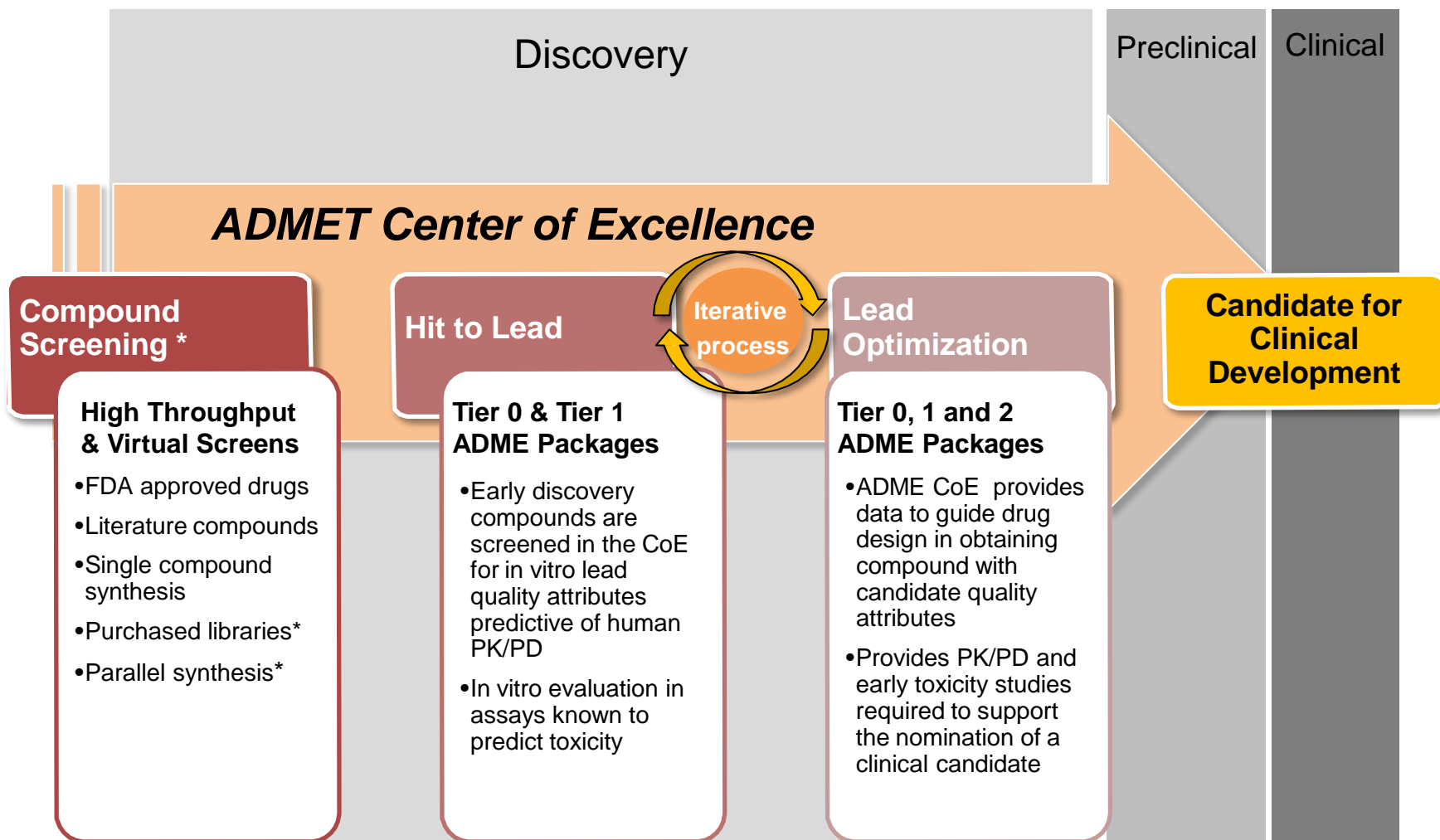
**Objective:** Develop & integrate “non-testing approaches” that bring together multiple property evaluations & toxicity factors to enhance predictive characterization & toxicology for threat agents. Enable rapid understanding of the relative threat of chemical substances, particularly in terms of operational hazard posed to the warfighter.



JSTO shall develop integrated computational and *in vitro* predictive models to assist in identifying those current and emerging chemical biochemical materials that have the potential as CB threats of concern to the force. (FY15-19 PIP)



# MRICD: Absorption, Distribution, Metabolism, Excretion, and Toxicity (ADMET) Center of Excellence



\* Includes High Throughput Screening, Virtual Screens, rational drug design and/or pharmacology screens



# Summary



- In partnership with other Federal agencies, academia, and industry, the Department of Defense remains committed to refine, replace, and reduce reliance on animal models when scientifically valid
- [Animalreg@dtic.mil](mailto:Animalreg@dtic.mil)