

SUMMARY OF DATA FOR CHEMICAL SELECTION

BENZOTHIAZOLE

CAS NO. 95-16-9

BASIS OF NOMINATION TO THE CSWG

The nomination of benzothiazole is based on the potential for human exposure through its presence in foods and as an environmental contaminant, and a lack of chronic toxicity data.

Benzothiazole came to the attention of the Chemical Selection Planning Group (CSPG) because of its ability to leach from rubber stoppers into parenteral solutions. Although benzothiazole is a chemical intermediate of moderate production volume, widespread exposure of consumers occurs through its presence in foods and beverages. Through weathering of an antioxidant from tires, road dust and street runoff contribute additional potential for human exposure to benzothiazole.

SELECTION STATUS

ACTION BY CSWG: 7/16/97

Studies requested Carcinogenicity

Priority: High

Rationale/Remarks:

Potential for human exposure based on its presence in foods and as an environmental contaminant
Lack of chronic toxicity data
Lack of information about the benzothiazole moiety, which is present in many common products

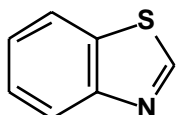
INPUT FROM GOVERNMENT AGENCIES/INDUSTRY

Dr. John Walker, Executive Director of the TSCA Interagency Testing Committee (ITC), Environmental Protection Agency (EPA), provided information on the annual production range of benzothiazole. Ms. Joellen Putnam, Scientific Project Manager, Flavor and Extract Manufacturers' Association (FEMA) provided a copy of the FEMA monograph on benzothiazole.

CHEMICAL IDENTIFICATION

<u>CAS Registry Number:</u>	95-16-9
<u>Chemical Abstracts Service Name:</u>	Benzothiazole (8CI, 9CI)
<u>Synonyms and Trade Name:</u>	Benzosulfonazole; 1-thia-3-azaindene; Vanguard BT
<u>Structural Class:</u>	Benzothiazole

Structure, Molecular Formula and Molecular Weight:



C_7H_5NS

Mol. wt.: 135.19

Chemical and Physical Properties:

<u>Description:</u>	Yellow liquid with unpleasant odor (Lewis, 1993)
<u>Boiling Point:</u>	231°C (Lide, 1996)
<u>Melting Point:</u>	2°C (Lide, 1996)
<u>Flash Point:</u>	>110°C (Aldrich Chemical Co., Inc., 1996)
<u>Density:</u>	1.2460 g/cm ³ at 20°C (Lide, 1996)
<u>Solubility:</u>	Slightly soluble in water; very soluble in ethanol, diethyl ether and carbon disulfide; soluble in acetone (Budavari, 1996; Lide, 1996)
<u>Refractive Index:</u>	1.6379 at 20°C (Lide, 1996)
<u>Vapor Pressure:</u>	0.07 mm Hg at 20°C (Fisher Scientific, 1997)
<u>Reactivity:</u>	Reacts with aldehydes or ketones to generate hydroxy carbonyl compounds (Aldrich Chemical Co., Inc., 1996)
<u>Log P:</u>	2.01 (Hansch <i>et al.</i> , 1995)

Technical Products and Impurities: Benzothiazole is available at purities ranging from 96 to >99% from Aldrich Chemical Co., Acros Organics, and Fisher Scientific (Aldrich Chemical Co., Inc., 1996; Acros Organics, 1997; Fisher Scientific, 1997).

EXPOSURE INFORMATION

Production and Producers: Benzothiazole can be prepared from N,N-dimethylaniline and sulfur (Budavari, 1996). It can also be prepared by refluxing a mixture of zinc *o*-aminophenylsulfide and formic acid followed by steam distillation of the alkalized reaction mixture; by oxidation of 2-mercaptobenzothiazole or of the corresponding disulfide; and by heating formanilide or dimethylaniline with sulfur (NLM, 1997a). Benzothiazole is manufactured and/or distributed by Fisher Chemicals, Penta Manufacturing Co., Acros Organics, Allchem Industries, Inc., Aldrich Chemical Co., Chugai Boyeki (America) Corp., Cytec Industries, Inc., Pyrazine Specialties, Inc. and Miki Sangyo (USA), Inc. (Van, 1995; Aldrich Chemical Co., Inc., 1996; Hunter, 1996; Acros Organics, 1997; Fisher Scientific, 1997).

Benzothiazole is listed in the EPA's TSCA Inventory (NLM, 1997b). U.S. production of benzothiazole in 1993 was reported to be in the range of 10,000-1,000,000 lbs. based on non-confidential data received by the EPA (Walker, 1997). Benzothiazole is listed as a chemical of commerce in the U.S. International Trade Commission (USITC) publication *Synthetic Organic Chemicals, US Production and Sales*, for the years 1987 and 1990. The reporting companies were Reichhold Chemicals, Inc. and Ciba-Geigy Corp.; but no production or sales quantities were included (USITC, 1988, 1991). According to the USITC, separate statistics were not published to avoid disclosure of individual company operations; however, the USITC reporting guidelines specify that each company's report of a chemical represents production $\geq 4,500$ kg [10,000 lbs] or sales \geq \$10,000.

The Port Import/Export Reporting Service (PIERS) reported benzothiazole imports of 449,455 lbs. over the 14-month period from August 1995 to October 1996 (Dialog Information Services, 1997).

Use Pattern: Benzothiazole is used as a chemical intermediate in organic synthesis. It is a precursor of rubber accelerators and a component of cyanine dyes. It is also used as a flavoring substance [FEMA #3256]. Its reported uses in foods at levels up to 0.5 ppm include non-alcoholic and alcoholic beverages, soft and hard candy, baked goods, meat products, gravies, soups, milk products, and cheese. It has been used as an antimicrobial agent in athletic shoe insoles (FEMA, 1997; NLM, 1997a).

Benzothiazole
95-16-9

Human Exposure: No reports of occupational exposures to benzothiazole during its production or processing were found in the available literature. No listing was found for benzothiazole in the National Occupational Exposure Survey (NOES).

There is potential for widespread, low-level exposures to benzothiazole in general and consumer populations resulting from its natural presence in foods and its use as a flavoring substance. Food products containing benzothiazole and the lower limit reported (ppm) include: papaya (0.004), cooked asparagus (0.02), malt whiskey (0.006), and cocoa (trace) (FEMA, 1997). Benzothiazole is formed by the Maillard reaction in heat-processed chocolate, peanuts, filberts, beef, popcorn, and coffee. It has been isolated from boiled potatoes, sesame seed oil (22.5 ppb), and beer (Shimoda *et al.*, 1996; NLM, 1997a). Benzothiazole has been identified in the leachate from rubber stoppers, in large-volume parenteral solutions of sodium bicarbonate (27-32 &g/500 ml) and sodium chloride (Danielson, 1992). There is also potential human exposure to benzothiazole through its occurrence as an environmental pollutant. Benzothiazole has been identified as one of the anthropogenic chemicals in human thrombogenic coronary plaques (Ferrario *et al.*, 1985).

Environmental Occurrence: Benzothiazole has been identified in drinking water, lake water, river water, rainwater, and wastewater (Junk & Stanley, 1975; Jungclaus *et al.*, 1976; Brownlee *et al.*, 1981; Ellis *et al.*, 1982; Scott *et al.*, 1996). Benzothiazoles have been identified in estuarine sediments and they have been proposed as possible indicators of the contribution of street runoff to the contaminants in sediments of urban coastal areas. Benzothiazole can occur in street runoff from the weathering of an antioxidant used in rubber manufacture (Spies *et al.*, 1987). Rogge and coworkers (1993) identified benzothiazole in tire wear particles and in road dust. It has also been detected in the floor dust in office buildings and in the emissions from textile floor coverings (Wilkins *et al.*, 1993; Sollinger *et al.*, 1994).

Regulatory Status: No standards or guidelines have been set by NIOSH or OSHA for occupational exposure to or workplace allowable levels of benzothiazole. The American Conference of Governmental Industrial Hygienists (ACGIH) has not recommended a threshold limit value (TLV) or biological exposure index (BEI) for benzothiazole. Benzothiazole is a “generally recognized as safe” (GRAS) substance approved by the Flavor and Extract Manufacturers Association (FEMA) as a flavor ingredient (FEMA, 1997).

EVIDENCE FOR POSSIBLE CARCINOGENIC ACTIVITY

Human Data: No epidemiological studies or case reports investigating the association of exposure to benzothiazole and cancer risk in humans were identified in the available literature. Skin irritation and sensitization from benzothiazole have been reported (Bogert & Husted, 1932).

Animal Data: No 2-year carcinogenicity studies of benzothiazole in animals were identified in the available literature. Toxicity information identified was limited to acute studies. Acute toxicity values are shown in Table 1.

Table 1. Acute toxicity data for benzothiazole

Route	Species	Toxicity Value	Reference
Oral	Rat	LD ₅₀ = 478.6 mg/kg	Reddy & Mayhew, 1992
Oral	Rat	LD ₅₀ = 380 mg/kg	Monsanto Co., 1991
Oral	Mouse	LD ₅₀ = 900 mg/kg	Moran & Easterday, 1980
Oral	Fish	LC ₅₀ = 63 mg/L @ 96 hr	Yoshioka & Ose, 1993
Intraperitoneal	Mouse	LD ₅₀ = 100-200 mg/kg	Doull <i>et al.</i> , 1962
Intravenous	Mouse	LD ₅₀ = 96 mg/kg	Domino <i>et al.</i> , 1952
Dermal	Rabbit	LD ₅₀ = 126-200 mg/kg	Monsanto Co., 1991

Exposure of rats to benzothiazole saturated vapor in a glass desiccator for 6 hours was mildly toxic. All animals survived and no respiratory complications were noted during a 10-day recovery period (Monsanto Co., 1992).

Short-Term Tests: Kinae and coworkers (1981) reported that benzothiazole exhibited mutagenic activity in *Salmonella typhimurium* strain TA1537 in the presence of S9.

Metabolism: The metabolic fate of benzothiazole was determined in male guinea pigs following intraperitoneal administration of 30 mg/kg a day for 4 days. Five ring-cleavage products were identified in urinary extracts. The three major metabolites were 2-methyl-mercaptoaniline, 2-methylsulfinylaniline, and 2-methylsulfonylaniline; these were present in conjugated and unconjugated forms. The remaining two metabolites were postulated to be 2-methylsulfinylphenylhydroxylamine and 2-methylsulfonylphenylhydroxylamine; these were identified only after hydrolysis with

Benzothiazole
95-16-9

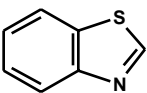
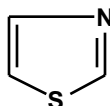
sulfatase (Wilson *et al.*, 1991). Formation of these five metabolites implied cleavage of the thiazole ring probably involving initial nucleophilic attack at the electron-deficient C-2 position (Fowler *et al.*, 1995).

To investigate the possible role of aldehyde oxidase in the ring cleavage of benzothiazole, partially purified guinea pig aldehyde oxidase was incubated with benzothiazole (0.125-2 mM). The products from the oxidation of [³H]benzothiazole by aldehyde oxidase were identified as benzothiazole and 2-hydroxybenzothiazole.

The *in vivo* metabolism of 2-hydroxybenzothiazole in guinea pigs was determined following intraperitoneal injection of 5 mg of radiolabeled compound. 2-Hydroxybenzothiazole was completely metabolized in 24 hours, producing the same major metabolites as benzothiazole. The authors stated that aldehyde oxidase may have a key role in the *in vivo* metabolism of benzothiazole and that the enzyme may play a more significant role in the *in vivo* metabolism of nitrogen heterocycles than had been previously thought (Fowler *et al.* 1995). A previous *in vitro* study with rabbit liver aldehyde oxidase found that benzothiazole was not a substrate for the enzyme. However, benzothiazole did inhibit the oxidation of quinazoline by rabbit aldehyde oxidase (Gristwood & Wilson, 1988).

Structure Activity Relationships: The parent compound, thiazole [288-47-1] was screened for relevant information associating it with mutagenic or carcinogenic activity. A summary of the information is presented in Table 2.

Table 2. Summary of information on benzothiazole and structurally related compounds

Chemical Name	Carcinogenicity Data	Mutagenicity Data
Benzothiazole [95-16-9] 	NDF	positive in <i>S. typhimurium</i> TA1537 with S9 (Kinae <i>et al.</i> , 1981)
Thiazole [288-47-1] 	NDF	negative at doses up to 10,000 &g/plate in <i>S. typhimurium</i> TA98, TA100, TA1535, TA1537, and TA1538 with and without S9 (NCI, 1984) positive when tested at 4-100 &mol/plate in <i>S. typhimurium</i> TA98 without but not with S9 and TA100 with and without S9 (Lee <i>et al.</i> , 1994)

Benzothiazole
95-16-9

		negative in <i>S. typhimurium</i> TA100 at 11.7 mmol/l (Voogd <i>et al.</i> , 1983) negative in mouse L5178Y(Tk ⁺ /Tk ⁻) lymphoma cells with and without S9 (NCI, 1984)
--	--	---

NDF = no data found

REFERENCES

- Acros Organics (1997) *Material Safety Data Sheet: Benzothiazole*, Belgium
- Aldrich Chemical Co., Inc. (1996) *Aldrich Catalog/Handbook of Fine Chemicals*, Milwaukee, WI, p. 146
- Bogert, M.T. & Husted, H.G. (1932) Contribution to the pharmacology of the benzothiazoles. *J. Pharm. Exp. Ther.*, **45**(2), 189-207 [cited in: FEMA (1997)]
- Brownlee, B., Carey, J.H. & Fox, M.E. (1981) A review of benzothiazoles in the aquatic environment. *Sci. Ser.-Can., Inland Water Dir.*, **126**, 1-5
- Budavari, S., ed. (1996) *The Merck Index*, 12th ed., Whitehouse Station, NJ, Merck & Co., Inc., p. 186
- Danielson, J.W. (1992) Toxicity potential of compounds found in parenteral solutions with rubber stoppers. *J. Parent. Sci. Technol.*, **46**(2), 43-47
- Dialog Information Services (1997) *Piers Imports (U.S. Ports) (File 573)*, Palo Alto, CA, searched March, 1997 [Accession Nos. 02200306, 02570434, 02741438, 03576608, 05079523, 05455743, 05708317, 05844159, 06693722, 06820914]
- Domino, E.F., Unna, K.R. & Kerwin, J. (1952) Pharmacological properties of benzazoles. I. Relationship between structures and paralyzing action. *J. Pharmacol. Exp. Ther.*, **105**, 486-497 [cited in: FEMA ,1997]
- Doull, J., Plzak, V. & Brois, S.J. (1962) A survey of compounds for radiation protection. Armed Services Technical Information Agency, 1-124 [cited in: FEMA (1977)]
- Ellis, D.D., Jone, C.M., Larson, R.A. & Schaeffer, D.J. (1982) Organic constituents of mutagenic secondary effluents from wastewater treatment plants. *Arch. Environ. Contam. Toxicol.*, **11**(3), 373- 382
- FEMA (1997) *Monograph 3256: Benzothiazole*, Flavor and Extract Manufacturers' Association, Washington, DC, 5 pp.

Benzothiazole
95-16-9

Ferrario, J.B., DeLeon, I.R. & Tracy, R.E. (1985) Evidence for toxic anthropogenic chemicals in human thrombogenic coronary plaques. *Arch. Environ. Contam. Toxicol.*, **14**, 529-534

Fisher Scientific (1997) *Material Safety Data Sheet: Benzothiazole*, Pittsburgh, PA

Fowler, M.A., Chissick, H.H., Frearson, M.J. & Wilson, K. (1995) The role of aldehyde oxidase in the *in vitro* metabolism of benzothiazole. *Biochem. Soc. Trans.*, **23**(4), 604S

Gristwood, W. & Wilson, K. (1988) Kinetics of some benzothiazoles, benzoxazoles, and quinolines as substrates and inhibitors of rabbit liver aldehyde oxidase. *Xenobiotica*, **18**(8), 949-954

Hansch, C., Leo, A. & Hoekman, D. (1995) *Exploring QSAR*, Washington, DC, American Chemical Society, p. 27

Hunter, D., ed. (1996) *1996 Chemical Week Buyers' Guide*, New York, Chemical Week Associates, p. 130

Jungclaus, G.A., Games, L.M. & Hites, R.A. (1976) Identification of trace organic compounds in tire manufacturing plant wastewaters. *Anal. Chem.*, **48**(13), 1894-1896

Junk, G.A. & Stanley, S.E. (1975) *List of Identified Organic Chemicals in Drinking Water (EPA/OTS Doc. #40-7542650)*, Ames Laboratory, July, 1975, 4 pp.

Kinae, N., Kawashima, H., Kawane, R., Saitou, M., Saitou, S. & Tomita, I. (1981) Detection and isolation of mutagenic substances from sea water. *J. Pharm. Dyn.* **4**(5), 5-63

Lee, H., Bian, S.S. & Chen, Y.L. (1994) Genotoxicity of 1,3-dithiane and 1,4-dithiane in the CHO/SCE assay and the *Salmonella*/microsomal test. *Mutat. Res.*, **321**, 213-218

Lewis, R.J., ed. (1993) *Hawley's Condensed Chemical Dictionary*, 12th ed., NY, Van Nostrand Reinhold, Co., p. 132

Benzothiazole
95-16-9

Lide, D.R., ed. (1996) *CRC Handbook of Chemistry and Physics*, 76th ed., Boca Raton, FL, CRC Press, p. 3-80

Monsanto Co. (1992) *Initial Submission: Toxicological Investigation with Benzothiazole in Rats and Rabbits (EPA/OTS Doc. #88-920007085)*, Younger Laboratories, Jan. 22, 1964, 10 pp.

Monsanto Co. (1991) *Initial Submission: Toxicological Investigation of Benzothiazole (EPA/OTS Doc. #88-920000373)*, Younger Laboratories, Oct. 15, 1976, 4 pp.

Moran, E.J. & Easterday, O.D. (1980) Acute oral toxicity of selected flavor chemicals. *Drug Chem. Toxicol.*, **3**(3), 249-258

NCI (1984) *Division of Cancer Etiology Short-Term Test Program*, Bethesda, MD [CCRIS CCN: 3205]

NLM (1997a) *HSDB (Hazardous Substances Data Bank)*, Bethesda, MD, searched March, 1997 [Record No. 2796]

NLM (1997b) *RTECS (Registry of Toxic Effects of Chemical Substances)*, Bethesda, MD, searched March, 1997 [Record No. 19095]

Reddy, G. & Mayhew, D.A. (1992) Acute oral toxicity (LD₅₀) study in rats with benzothiazole. *J. Am. Coll. Toxicol.*, **11**(6), 666

Rogge, W.F., Hildeman, L.M., Mazurek, M.A. & Cass, G.R. (1993) Sources of fine organic aerosol. 3. Road dust, tire debris, and organometallic brake lining dust: Roads as sources and sinks. *Environ. Sci. Technol.* **27**, 1892-1904

Scott, B.F., Sverko, E. & Maguire, R.J. (1996) Determination of benzothiazole and alkylphosphates in water samples from the Great Lakes drainage basin by gas chromatography/atomic emission detection. *Water Qual. Res. J. Canada*, **31**(2), 341-360 [Abstract]

Benzothiazole
95-16-9

- Shimoda, M., Shiratsuchi, H., Nakada, Y., Wu, Y. & Osajima, Y (1996) Identification and sensory characterization of volatile flavor compounds in sesame seed oil. *J. Agric. Food Chem.*, **44**, 3309- 3912
- Sollinger, S., Levsen, K. & Wunsch, G. (1994) Indoor pollution by organic emissions from textile floor coverings: Climate test chamber studies under static conditions. *Atmos. Environ.*, **28**(14), 2369-2378
- Spies, R.B., Andresen, B.D. & Rice, D.W. Jr. (1987) Benzothiazoles in estuarine sediments as indicators of street runoff. *Nature*, **327**(6124), 697-699
- US International Trade Commission (1988) *Synthetic Organic Chemicals, US Production and Sales, 1987 (USITC Publication 2118)*, Washington, DC, US Government Printing Office, p. 15-9
- US International Trade Commission (1991) *Synthetic Organic Chemicals, US Production and Sales, 1990 (USITC Publication 2470)*, Washington, DC, US Government Printing Office, p. 15-10
- Van, H., ed. (1995) *1996 Chemical Buyers Directory*, 82nd ed., New York, Schnell Publishing Co., p. 158
- Voogd, C.E., van der Stel, J.J. & Verharen, H.W. (1983) The capacity of some nitro- and amino-heterocyclic sulfur compounds to induce base-pair substitutions. *Mutat. Res.*, **118**, 153-165
- Walker, J. (1997) Personal communication [telephone call] from John Walker, Ph.D., M.P.H., Executive Director, TSCA Interagency Testing Committee, Environmental Protection Agency, Washington, DC, to Ted Junghans, Technical Resources International, Inc., March 21, 1997
- Wilkins, C.K., Wolkoff, P., Gyntelberg, F., Skov, P. & Valbjorn, O. (1993) Characterization of office dust by VOCs and TVOC-release-identification of potential irritant VOCs by partial least squares analysis. *Indoor Air*, **3**, 283-290

Benzothiazole
95-16-9

Wilson, K., Chissick, H., Fowler, A.M., Frearson, F.J., Gittins M. & Swinbourne, F.J. (1991) Metabolism of benzothiazole. I. Identification of ring-cleavage products. *Xenobiotica*, **21**(9), 1179- 1183

Yoshioka, Y. & Ose, Y. (1993) A quantitative structure-activity relationship study and ecotoxicological risk quotient for the protection from chemical pollution. *Environ. Toxicol. Water Qual.*, **8**(1), 87-101 [cited in: FEMA, 1997]

Benzothiazole
95-16-9